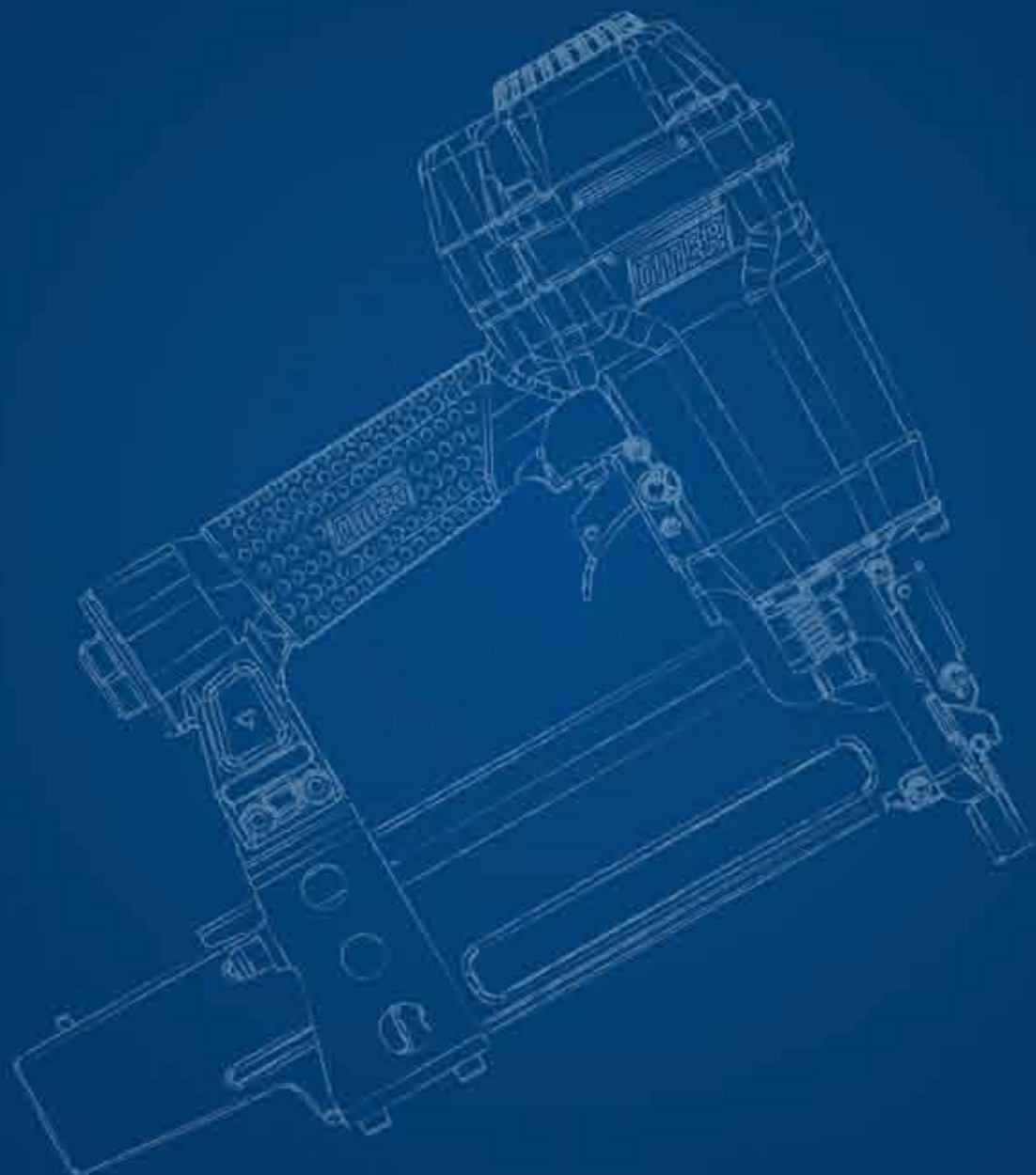


2011



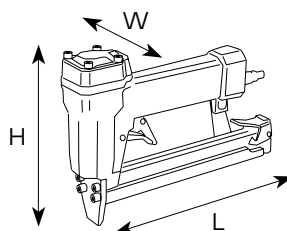
A name you can count on



Qualità senza fine
Everlasting Quality

SPECIFICHE CHIODATRICI / TOOL SPECIFICATIONS

A	Chiodatrice potenziata Power pack version
AB	Speciale con dispositivo automatico per piegatura lamelle Special with automatic bending device
B	Caricamento dal basso Bottom loading
BDA	Caricamento dal basso, regolazione di profondità Bottom loading, dial adjustable depth control
CL	Caricatore lungo Long magazine
CP	Speciale fissaggio cartone su bancale Special carton-to-skid
CLD3	Caricatore con capacità di 300 punti e comando a distanza Magazine with a capacity of 300 staples and remote fire valve
CLD4	Caricatore con capacità di 200 punti e comando a distanza Magazine with a capacity of 200 staples and remote fire valve
CLM	Caricatore lungo con caricamento dall'alto e sparo a contatto. Speciale per calzaturifici Long magazine, top loading and contact safety fire (no trigger). Specialty tool for shoe industry
CLT	Caricatore lungo, caricamento dall'alto, comando a distanza Long magazine, top loading with remote fire valve
CLV	Caricatore lungo, automatica Long magazine, auto fire valve
D	Distanziatore regolabile Adjustable spacer
DA	Regolazione di profondità Dial adjustable depth control
F	Speciale per pellicceria Specialty tool for fur-dressing
FL	Speciale per parchetti Flooring applications
FV	Speciale per pellicceria, automatica Specialty tool for fur-dressing, with auto fire valve
G	Fissaggio cornici per vetri Glazing
H	Testa rinforzata Hammer cap
LJ	Ganascia lunga Long jaw
M	Funzionamento manuale Manual use
MINI-REST	Speciale con supporto da banco Special with Mini-rest
NO-SAG	Speciale per il fissaggio di molle Specialty tool for attaching spring clips
NS	Testina sottile Thin nose
OC	Speciale per divaricazione graffe Outward clinch
P	Speciale per punti in plastica Special for polymer fasteners
PF	Speciale per cornici Specialty tool for picture frames
R	Speciale per fissaggio bussole Specialty tool for bushing
RB	Speciale con ribattitore Specialty with flexible anvil
RF	Speciale con ribattitore fisso Specialty with rigid anvil
ROC	Automazione per ribattitura con attivazione a contatto Clinching automation, contact activated
ROC2	Automazione per ribattitura con doppia aggraffatura, attivazione a contatto Clinching automation with two heads, contact activated
ROOFING	Speciale per costruzione di tetti Roofing tool
ROP	Automazione per ribattitura con attivazione a pedale Clinching automation, pedal activated
S	Sicura a contatto Contact safety device
SA	Braccio orizzontale Side arm
SCL	Caricatore lungo, sicura a contatto Long magazine, contact safety device
SJ	Ganascia corta Short jaw
SL	Naso lungo (50mm) Long nose (2")
SLS	Naso lungo e sicura a contatto Long nose and contact safety devices
V	Automatica Auto fire valve



LxWxH

GRAFFE - APPLICAZIONI INDUSTRIALI
STAPLES - INDUSTRIAL APPLICATIONS

Leggere / Fine wire
Medie / Medium Wire
Pesanti / Heavy wire

GRAFFE - APPLICAZIONI INDUSTRIALI
STAPLES - INDUSTRIAL APPLICATIONS

SPILLI E GROPPINI
PINS & BRADS

SPILLI E GROPPINI
PINS & BRADS

GRAFFE PER IMBALLAGGIO
CARTON CLOSING STAPLES

GRAFFE PER IMBALLAGGIO
CARTON CLOSING STAPLES

PUNTI E APPLICAZIONI SPECIALI
SPECIAL FASTENERS AND APPLICATIONS

Pellicceria / Fur dressing
Cornici / Picture frames
Graffe corrugate / Corrugated staples
Imballo alimenti / Food packaging
Hog-rings / Hog-rings

PUNTI E APPLICAZIONI SPECIALI
SPECIAL FASTENERS AND APPLICATIONS

CHIODI
NAILS

Stecca / Strip
Rotolo 16° / Coil 16°
Stecca PVC 21° / Strip PVC 21°

CHIODI
NAILS

PUNTI IN PLASTICA
POLYMER FASTENERS

PUNTI IN PLASTICA
POLYMER FASTENERS

GRAFFE - APPLICAZIONI MANUALI
STAPLES - MANUAL APPLICATIONS


GRAFFE - APPLICAZIONI MANUALI
STAPLES - MANUAL APPLICATIONS

AUTOMAZIONI E ACCESSORI SPECIALI
AUTOMATIONS AND SPECIAL ACCESSORIES

AUTOMAZIONE - DISPOSITIVI A RICHIESTA
AUTOMATION AND UPON REQUEST DEVICES

INDICE, PUNTI E TABELLE COMPARATIVE
INDEX, FASTENERS AND CROSS REFERENCE TABLES

INDICE, PUNTI E TABELLE COMPARATIVE
INDEX, FASTENERS AND CROSS REFERENCE TABLES



GRAFFE - APPLICAZIONI INDUSTRIALI
STAPLES - INDUSTRIAL APPLICATIONS

Leggere / Fine wire
Medie / Medium wire
Pesanti / Heavy wire

**GRAFFE LEGGERE
FINE WIRE STAPLES**

3G

Serie chiodatrice Tool series	modello	misure impiegabili (mm)	capacità caricatore (n.punti)	pressione (kg/cm ²)	peso (kg)	consumo aria (litri/colpo)	dimensioni (mm - L x W x H)
	model	applicable sizes (inch)	magazine capacity (pieces)	pressure (PSI)	weight (lbs)	air consumption (ft ³ /cycle)	dimensions (inch - L x W x H)

**UTILIZZI
APPLICATIONS**

Tappezzeria, produzione di mobili, cornici, calzature, fodere, set TV o stereo, isolamento delle case, isolamento in feltro, produzione di dorsi di casse, finiture interne in legno.

Upholstery, furniture, picture frames, shoe making, dust covers, TV or stereo sets, home insulation, felt insulation, casebacks production, trimming.



3G



Versione V - V model

100	3G	4 ÷ 14	175	3,5 ÷ 6	0,60	0,10	200 x 33 x 141
		5/32" ÷ 9/16"	175	50 ÷ 90	1,32	0,00353	7-7/8" x 1-5/16" x 5-9/16"
3G V	4 ÷ 14	175	4 ÷ 6	0,60	0,10	200 x 33 x 141	
	5/32" ÷ 9/16"	175	60 ÷ 90	1,32	0,00353	7-7/8" x 1-5/16" x 5-9/16"	

**SPECIFICHE
SPECIFICATIONS**

Punti per barretta 167
Staples per strip 167

Finitura zincato
Finishing galvanized

A richiesta inox,
alluminio,
DP (punte divergenti)
verniciato

On request stainless steel,
aluminium,
DP (divergent point)
painted



3G.16



Versione H - H model



Versione SL - SL model



Versione V - V model

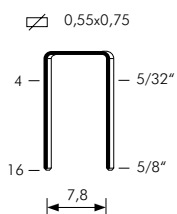
MINI	3G.16	4 ÷ 16	185	4 ÷ 6	0,90	0,13	223 x 43 x 148
		5/32" ÷ 5/8"	185	60 ÷ 90	1,98	0,00459	8-3/4" x 1-11/16" x 5-13/16"
3G.16 H	4 ÷ 16	185	4 ÷ 6	0,90	0,13	223 x 43 x 151	
	5/32" ÷ 5/8"	185	60 ÷ 90	1,98	0,00459	8-3/4" x 1-11/16" x 5-15/16"	
3G.16 SL	4 ÷ 16	185	4 ÷ 6	1,00	0,18	223 x 43 x 198	
	5/32" ÷ 5/8"	185	60 ÷ 90	2,20	0,00636	8-3/4" x 1-11/16" x 7-13/16"	
3G.16 V	4 ÷ 16	185	4 ÷ 6	0,95	0,13	223 x 43 x 151	
	5/32" ÷ 5/8"	185	60 ÷ 90	2,09	0,00459	8-3/4" x 1-11/16" x 5-15/16"	



3G.16 CL



Versione V - V model



Gauge: 23
Crown: .350" (11/32")

MINI	3G.16 CL	4 ÷ 16	360	4 ÷ 6	1,10	0,13	357 x 43 x 148
		5/32" ÷ 5/8"	360	60 ÷ 90	2,43	0,00459	14-1/16" x 1-11/16" x 5-13/16"
3G.16 CLV	4 ÷ 16	360	4 ÷ 6	1,15	0,13	357 x 43 x 151	
	5/32" ÷ 5/8"	360	60 ÷ 90	2,54	0,00459	14-1/16" x 1-11/16" x 5-15/16"	



3G.16 CLT

MINI	3G.16 CLT	4 ÷ 16	340	4 ÷ 6	1,10	0,13	362 x 43 x 148
		5/32" ÷ 5/8"	340	60 ÷ 90	2,43	0,00459	14-1/4" x 1-11/16" x 5-13/16"

Serie chiodatrice EOL SERIES	modello	misure impiegabili (mm)	capacità caricatore (n.punti)	pressione (kg/cm ²)	peso (kg)	consumo aria (litri/colpo)	dimensioni (mm - L x W x H)
	model	applicable sizes (inch)	magazine capacity (pieces)	pressure (PSI)	weight (lbs)	air consumption (ft ³ /cycle)	dimensions (inch - L x W x H)

GRAFFE LEGGERE FINE WIRE STAPLES

68



Versione H - H model

UTILIZZI APPLICATIONS

Tappezzeria, produzione di mobili, isolamento in feltro, finiture interne in legno.



Versione SL - SL model

Upholstery, production of furniture, felt insulation, trimming.



Versione V - V model

SPECIFICHE SPECIFICATIONS

Punti per barretta 167
Staples per strip 167

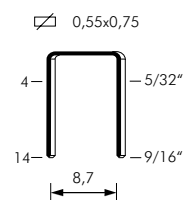
Finitura zincato
Finishing galvanized

A richiesta inox
On request stainless steel



68.16

MINI	68.16	4 ÷ 16 5/32" ÷ 5/8"	185	4 ÷ 6 60 ÷ 90	0,90 1,98	0,13 0,00459	216 x 43 x 148 8-1/2" x 1-11/16" x 5-13/16"
	68.16 H	4 ÷ 16 5/32" ÷ 5/8"	185	4 ÷ 6 60 ÷ 90	0,90 1,98	0,13 0,00459	216 x 43 x 151 8-1/2" x 1-11/16" x 5-15/16"
68.16 SL	4 ÷ 16 5/32" ÷ 5/8"	185	4 ÷ 6 60 ÷ 90	1,00 2,20	0,18 0,00636	216 x 43 x 198 8-1/2" x 1-11/16" x 7-13/16"	
68.16 V	4 ÷ 16 5/32" ÷ 5/8"	185	4 ÷ 6 60 ÷ 90	0,95 2,09	0,13 0,00459	216 x 43 x 151 8-1/2" x 1-11/16" x 5-15/16"	



Gauge: 23
Crown: .386" (3/8")

GRAFFE LEGGERE
FINE WIRE STAPLES

SJK

serie chiodatrice Tool series	modello	misure impiegabili (mm)	capacità caricatore (n.punti)	pressione (kg/cm ²)	peso (kg)	consumo aria (litri/colpo)	dimensioni (mm - L x W x H)
	model	applicable sizes (inch)	magazine capacity (pieces)	pressure (PSI)	weight (lbs)	air consumption (ft ³ /cycle)	dimensions (inch - L x W x H)



SJK.16

UTILIZZI
APPLICATIONS

Tappezzeria, produzione di calzature, mobili da giardino, ombrelli e spazzole.

Upholstery, shoe making, garden furniture, umbrellas and brushes.

MINI	SJK.16	4 ÷ 16 5/32" ÷ 5/8"	170	4 ÷ 6 60 ÷ 90	0,90 1,98	0,13 0,00459	223 x 43 x 148 8-3/4" x 1-11/16" x 5-13/16"
------	--------	------------------------	-----	------------------	--------------	-----------------	--

SPECIFICHE
SPECIFICATIONS

Punti per barretta 167
Staples per strip 167

Finitura zincato
Finishing galvanized

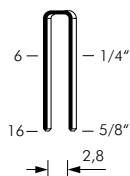
A richiesta inox
On request stainless steel



SJK.16 CLM

MINI	SJK.16 CLM	8 ÷ 16 5/16" ÷ 5/8"	340	4 ÷ 6 60 ÷ 90	1,07 2,36	0,13 0,00459	362 x 43 x 148 14-1/4" x 1-11/16" x 5-13/16"
------	------------	------------------------	-----	------------------	--------------	-----------------	---

0,55x0,75



Gauge: 23
Crown: .154" (5/32")



SJK.16 CLT

MINI	SJK.16 CLT	4 ÷ 16 5/32" ÷ 5/8"	340	4 ÷ 6 60 ÷ 90	1,07 2,36	0,13 0,00459	362 x 43 x 148 14-1/4" x 1-11/16" x 5-13/16"
------	------------	------------------------	-----	------------------	--------------	-----------------	---

Serie: pneumatica E.O. SERIES	modello	misure impiegabili (mm)	capacità caricatore (n.punti)	pressione (kg/cm ²)	peso (kg)	consumo aria (litri/colpo)	dimensioni (mm - L x W x H)
	model	applicable sizes (inch)	magazine capacity (pieces)	pressure (PSI)	weight (lbs)	air consumption (l#/cycle)	dimensions (inch - L x W x H)

GRAFFE LEGGERE
FINE WIRE STAPLES

64



64.16



Versione SL - SL model



Versione V - V model

MINI	64.16	4 ÷ 16 5/32" ÷ 5/8"	185	4 ÷ 6 60 ÷ 90	0,90 1,98	0,13 0,00459	223 x 43 x 148 8-3/4" x 1-11/16" x 5-13/16"
	64.16 SL	4 ÷ 16 5/32" ÷ 5/8"	185	4 ÷ 6 60 ÷ 90	1,00 2,20	0,18 0,00636	223 x 43 x 198 8-3/4" x 1-11/16" x 7-13/16"
64.16 V	4 ÷ 16 5/32" ÷ 5/8"	185	4 ÷ 6 60 ÷ 90	0,95 2,09	0,13 0,00459	223 x 43 x 151 8-3/4" x 1-11/16" x 5-15/16"	

UTILIZZI APPLICATIONS

Tappezzeria, produzione di mobili, cornici, calzature, fodere, set TV o stereo, isolamento delle case, isolamento in feltro, produzione di dorsi di casse, finiture interne in legno.

Upholstery, furniture, picture frames, shoe making, dust covers, TV or stereo sets, home insulation, felt insulation, casebacks production, trimming.



64.16 CL



Versione V - V model

MINI	64.16 CL	4 ÷ 16 5/32" ÷ 5/8"	360	4 ÷ 6 60 ÷ 90	1,10 2,43	0,13 0,00459	357 x 43 x 148 14-1/16" x 1-11/16" x 5-13/16"
	64.16 CLV	4 ÷ 16 5/32" ÷ 5/8"	360	4 ÷ 6 60 ÷ 90	1,15 2,54	0,13 0,00459	357 x 43 x 151 14-1/16" x 1-11/16" x 5-15/16"

SPECIFICHE SPECIFICATIONS

Punti per barretta 167
Staples per strip 167

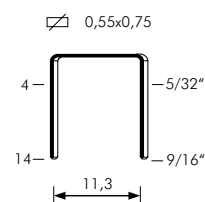
Finitura zincato
Finishing galvanized

A richiesta stanox
On request liquor finish



64.16 CLT

MINI	64.16 CLT	4 ÷ 16 5/32" ÷ 5/8"	340	4 ÷ 6 60 ÷ 90	1,10 2,43	0,13 0,00459	362 x 43 x 148 14-1/4" x 1-11/16" x 5-13/16"
------	-----------	------------------------	-----	------------------	--------------	-----------------	---



Gauge: 23
Crown: .492" (1/2")

GRAFFE LEGGERE
FINE WIRE STAPLES

62

Serie chiodine Tool series	modello	misure impiegabili (mm)	capacità caricatore (n.punti)	pressione (kg/cm ²)	peso (kg)	consumo aria (litri/colpo)	dimensioni (mm - L x W x H)
	model	applicable sizes (inch)	magazine capacity (pieces)	pressure (PSI)	weight (lbs)	air consumption (ft ³ /cycle)	dimensions (inch - L x W x H)



62.16

UTILIZZI
APPLICATIONS

Tappezzeria, produzione di mobili, cornici, calzature, fodere, set TV o stereo, isolamento delle case, isolamento in feltro, produzione di dorsi di casse, finiture interne in legno.

Upholstery, furniture, picture frames, shoe making, dust covers, TV or stereo sets, home insulation, felt insulation, casebacks production, trimming.

MINI	62.16	4 ÷ 16 5/32" + 5/8"	185	4 ÷ 6 60 ÷ 90	0,90 1,98	0,13 0,00459	216 x 43 x 148 8-1/2" x 1-11/16" x 5-13/16"
------	-------	------------------------	-----	------------------	--------------	-----------------	--

SPECIFICHE
SPECIFICATIONS

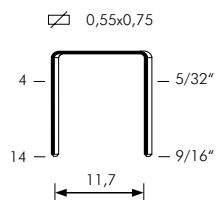
Punti per barretta 167
Staples per strip 167

Finitura zincato
Finishing galvanized



62.16 CLV

MINI	62.16 CLV	4 ÷ 16 5/32" + 5/8"	360	4 ÷ 6 60 ÷ 90	1,15 2,54	0,13 0,00459	350 x 43 x 151 13-13/16" x 1-11/16" x 5-15/16"
------	-----------	------------------------	-----	------------------	--------------	-----------------	---



Gauge: 23
Crown: .500" (1/2")

Serie chiodatrice EOL SERIES	modello	misure impiegabili (mm)	capacità caricatore (n.punti)	pressione (kg/cm ²)	peso (kg)	consumo aria (litri/colpo)	dimensioni (mm - L x W x H)
	model	applicabile sizes (inch)	magazine capacity (pieces)	pressure (PSI)	weight (lbs)	air consumption (ft ³ /cycle)	dimensions (inch - L x W x H)

GRAFFE LEGGERE FINE WIRE STAPLES

99

UTILIZZI APPLICATIONS

Produzione di calzature, oggetti in legno, sedie a sdraio.

Shoe making, wooden articles and deckchairs.



99.16

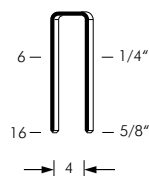
ANIMI	99.16	4 ÷ 16	130	4 ÷ 6	0,90	0,13	216 x 43 x 148
		5/32" ÷ 5/8"	130	60 ÷ 90	1,98	0,00459	8-1/2" x 1-11/16" x 5-13/16"

SPECIFICHE SPECIFICATIONS

Punti per barretta 125
Staples per strip 125

Finitura zincato
Finishing galvanized

0,55x1,00



Gauge: 21
Crown: .200" (7/32")

GRAFFE LEGGERE
FINE WIRE STAPLES

4097

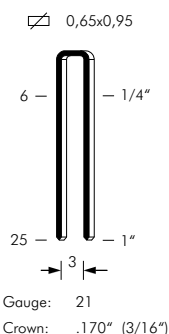
Serie chiodatrice Tool series	modello	misure impiegabili (mm)	capacità caricatore (n.punti)	pressione (kg/cm ²)	peso (kg)	consumo aria (litri/colpo)	dimensioni (mm - L x W x H)
	model	applicable sizes (inch)	magazine capacity (pieces)	pressure (PSI)	weight (lbs)	air consumption (ft ³ /cycle)	dimensions (inch - L x W x H)



4097.16

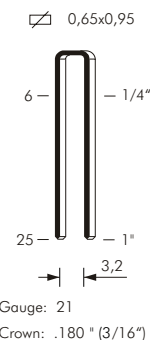


Versione SL - SL model



MINI	4097.16	4 ÷ 16	135	4 ÷ 6	0,90	0,13	223 x 43 x 148
		5/32" ÷ 5/8"	135	60 ÷ 90	1,98	0,00459	8-3/4" x 1-11/16" x 5-13/16"
MINI	4097.16 SL	4 ÷ 16	135	4 ÷ 6	1,00	0,18	223 x 43 x 198
		5/32" ÷ 5/8"	135	60 ÷ 90	2,20	0,00636	8-3/4" x 1-11/16" x 7-13/16"

40



4097.16 CLV



Versione V - V model

MINI	4097.16 CLV	4 ÷ 16	270	4 ÷ 6	1,15	0,13	357 x 43 x 151
		5/32" ÷ 5/8"	270	60 ÷ 90	2,54	0,00459	14-1/16" x 1-11/16" x 5-15/16"

UTILIZZI APPLICATIONS

Produzione di calzature, oggetti in legno per la casa, ombrelli e spazzole, intelaiatura e finitura mobili, produzione mobili in rattan, mobiletti, cornici per quadri e specchi, perlinati, intelaiature per porte, produzione di bobine per cavi e gabbie.

Shoemaking, production of home wooden articles, brushes, umbrellas, furniture framing and finishing, production of rattan furniture, cabinets, picture and mirror frames, beading, door framing, production of bobbins and crates.



4097.16 CLM

MINI	4097.16 CLM	8 ÷ 16	270	4 ÷ 6	1,07	0,13	362 x 43 x 148
		5/16" ÷ 5/8"	270	60 ÷ 90	2,36	0,00459	14-1/4" x 1-11/16" x 5-13/16"

SPECIFICHE SPECIFICATIONS

Punti per barretta 125
Staples per strip 125

Finitura zincato
Finishing galvanized

A richiesta inox
On request stainless steel



4097.16 CLT

MINI	4097.16 CLT	4 ÷ 16	270	4 ÷ 6	1,07	0,13	362 x 43 x 148
		5/32" ÷ 5/8"	270	60 ÷ 90	2,36	0,00459	14-1/4" x 1-11/16" x 5-13/16"

Serie: chiodatrice E.O. SERIES	modello	misure impiegabili (mm)	capacità caricatore (n.punti)	pressione (kg/cm ²)	peso (kg)	consumo aria (litri/colpo)	dimensioni (mm - L x W x H)
	model	applicable sizes (inch)	magazine capacity (pieces)	pressure (PSI)	weight (lbs)	air consumption (ft ³ /cycle)	dimensions (inch - L x W x H)

GRAFFE LEGGERE
FINE WIRE STAPLES

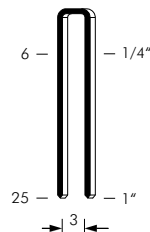
4097



4097.25

220	4097.25	12 ÷ 25	135	5 ÷ 6,5	1,15	0,31	219 x 50 x 211
		1/2" ÷ 1"	135	70 ÷ 95	2,54	0,01095	8-5/8" x 2" x 8-5/16"


0,65x0,95



Gauge: 21
Crown: .170" (3/16")



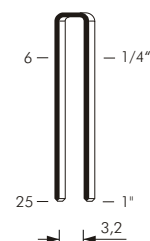
4097.25 SL



Versione SL - SL model

220	4097.25 SL	12 ÷ 25	135	5 ÷ 6,5	1,20	0,41	219 x 50 x 245
		1/2" ÷ 1"	135	70 ÷ 95	2,65	0,01448	8-5/8" x 2" x 9-5/8"

0,65x0,95



Gauge: 21
Crown: .180" (3/16")

UTILIZZI APPLICATIONS

Produzione di calzature, oggetti in legno per la casa, ombrelli e spazzole, intelaiatura e finitura mobili, produzione mobili in rattan, mobiletti, cornici per quadri e specchi, perlinati, intelaiature per porte, produzione di bobine per cavi e gabbie.

Shoemaking, production of home wooden articles, brushes, umbrellas, furniture framing and finishing, production of rattan furniture, cabinets, picture and mirror frames, beading, door framing, production of bobbins and crates.

SPECIFICHE SPECIFICATIONS

Punti per barretta 125
Staples per strip 125

Finitura zincato
Finishing galvanized

A richiesta inox
On request stainless steel



4097.25 CLT

220	4097.25 CLT	12 ÷ 25	270	5 ÷ 6,5	1,15	0,31	380 x 50 x 211
		1/2" ÷ 1"	270	70 ÷ 95	2,53	0,01095	15" x 2" x 8-5/16"

GRAFFE LEGGERE
FINE WIRE STAPLES

98

Serie chiodatrice Tool series	modello	misure impiegabili (mm)	capacità caricatore (n.punti)	pressione (kg/cm ²)	peso (kg)	consumo aria (litri/colpo)	dimensioni (mm - L x W x H)
	model	applicable sizes (inch)	magazine capacity (pieces)	pressure (PSI)	weight (lbs)	air consumption (ft ³ /cycle)	dimensions (inch - L x W x H)



98.16

UTILIZZI
APPLICATIONS

Tappezzeria, mobiletti per scarpe, mobili per il bagno, sets TV e altoparlanti.

Upholstery, manufacture of shoe cabinets and bathroom furniture, TV & stereo set production.

MINI	98.16	4 ÷ 16	145	4 ÷ 6	0,90	0,13	216 x 43 x 148
		5/32" ÷ 5/8"	145	60 ÷ 90	1,98	0,00459	8-1/2" x 1-11/16" x 5-13/16"

SPECIFICHE
SPECIFICATIONS

Punti per barretta 125
Staples per strip 125

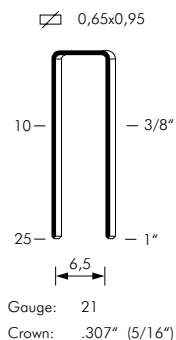
Finitura zincato
Finishing galvanized

A richiesta stanox
On request liquor finish



98.25

220	98.25	12 ÷ 25	145	5 ÷ 6,5	1,10	0,31	219 x 50 x 211
		1/2" ÷ 1"	145	70 ÷ 95	2,43	0,01095	8-5/8" x 2" x 8-5/16"



Serie chiodatrice EOL SERIES	modello	misure impiegabili (mm)	capacità caricatore (n.punti)	pressione (kg/cm ²)	peso (kg)	consumo aria (litri/colpo)	dimensioni (mm - L x W x H)
		model	applicable sizes (inch)	magazine capacity (pieces)	pressure (PSI)	weight (lbs)	air consumption (ft ³ /cycle)

GRAFFE LEGGERE
FINE WIRE STAPLES

84



84.16



Versione SL - SL model



Versione V - V model

MINI	84.16	4 ÷ 16	145	4 ÷ 6	0,90	0,13	223 x 43 x 148
		5/32" ÷ 5/8"	145	60 ÷ 90	1,98	0,00459	8-3/4" x 1-11/16" x 5-13/16"
	84.16 SL	4 ÷ 16	145	4 ÷ 6	1,00	0,18	223 x 43 x 198
		5/32" ÷ 5/8"	145	60 ÷ 90	2,20	0,00636	8-3/4" x 1-11/16" x 7-13/16"
	84.16 V	4 ÷ 16	145	4 ÷ 6	0,95	0,13	223 x 43 x 151
		5/32" ÷ 5/8"	145	60 ÷ 90	2,09	0,00459	8-3/4" x 1-11/16" x 5-15/16"

UTILIZZI APPLICATIONS

Settore calzaturiero, produzione e finitura mobili, cornici, dorsi di armadietti, sedili per barche (inox), oggettistica in legno, biliardi e video games, set stereo e TV, gabbie di legno, parasoli, interni di auto in legno e vinile, base per tappezzeria, costruzione di porte e finestre, isolamento in feltro, allestimenti fieristici.

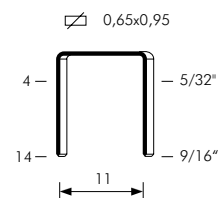
Shoemaking, production and finishing of furniture, picture frames, cabinet backs, boat seating (stainless steel), wooden articles, video games and billiards, TV & stereo sets, wooden crates, sunshades, automotive vinyl and interior trim, pre-upholstery, manufacturing of doors and windows, felt insulation, exhibition fitting-out.

SPECIFICHE SPECIFICATIONS

Punti per barretta 139/125
Staples per strip 139/125

Finitura stanox
Finishing liquor finish

A richiesta zincato, inox
On request galvanized, stainless steel



Gauge: 21
Crown: .480" (1/2")

Serie cilindriche Tool series	modello	misure impiegabili (mm)	capacità caricatore (n.punti)	pressione (kg/cm ²)	peso (kg)	consumo aria (litri/colpo)	dimensioni (mm - L x W x H)
	model	applicable sizes (inch)	magazine capacity (pieces)	pressure (PSI)	weight (lbs)	air consumption (ft ³ /cycle)	dimensions (inch - L x W x H)

UTILIZZI APPLICATIONS

Settore calzaturiero, produzione e finitura mobili, cornici, dorsi di armadietti, sedili per barche (inox), oggettistica in legno, biliardi e video games, set stereo e TV, gabbie di legno, parasoli, interni di auto in legno e vinile, base per tappezzeria, costruzione di porte e finestre, isolamento in feltro, allestimenti fieristici, cucitura di sacchetti.

Shoemaking, production and finishing of furniture, picture frames, cabinet backs, boat seating (stainless steel), wooden articles, video games and billiards, TV & stereo sets, wooden crates, sunshades, automotive vinyl and interior trim, pre-upholstery, manufacturing of doors and windows, felt insulation, exhibition fitting-out, manufacturing of paperbags.

SPECIFICHE SPECIFICATIONS

Punti per barretta Staples per strip	139/125 139/125
Finitura Finishing	stanox liquor finish
A richiesta	zincato, inox, alluminio, verniciato
On request	galvanized, stainless steel, aluminium, painted



80.16



Versione SLS - SLS model



Versione SL - SL model



Versione V - V model



Versione S - S model



Versione NF - NF model

MINI	Model	Staple sizes		Magazine capacity	Pressure	Weight	Air consumption	Dimensions
		mm	inch					
	80.16	4 ÷ 16	5/32" ÷ 5/8"	145	4 ÷ 6	0,90	0,13	223 x 43 x 148
				145	60 ÷ 90	1,98	0,00459	8-3/4" x 1-11/16" x 5-13/16"
	80.16 SL	4 ÷ 16	5/32" ÷ 5/8"	145	4 ÷ 6	1,00	0,18	223 x 43 x 198
				145	60 ÷ 90	2,20	0,00636	8-3/4" x 1-11/16" x 7-13/16"
	80.16 V	4 ÷ 16	5/32" ÷ 5/8"	145	4 ÷ 6	0,95	0,13	223 x 43 x 151
				145	60 ÷ 90	2,09	0,00459	8-3/4" x 1-11/16" x 5-15/16"
	80.16 S	4 ÷ 16	5/32" ÷ 5/8"	145	4 ÷ 6	0,90	0,13	223 x 43 x 153
				145	60 ÷ 90	1,98	0,00459	8-3/4" x 1-11/16" x 6-1/16"
	80.16 NF	4 ÷ 16	5/32" ÷ 5/8"	145	4 ÷ 6	0,90	0,13	223 x 43 x 148
				145	60 ÷ 90	1,98	0,00459	8-3/4" x 1-11/16" x 5-13/16"
	80.16 SLS	4 ÷ 16	5/32" ÷ 5/8"	145	4 ÷ 6	1,00	0,18	223 x 43 x 205
				145	60 ÷ 90	2,20	0,00636	8-3/4" x 1-11/16" x 8-1/8"

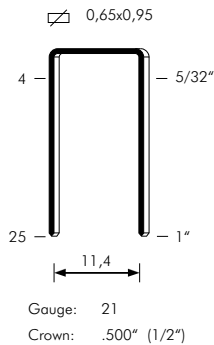


80.16 CL



Versione V - V model

MINI	Model	Staple sizes		Magazine capacity	Pressure	Weight	Air consumption	Dimensions
		mm	inch					
	80.16 CL	4 ÷ 16	5/32" ÷ 5/8"	280	4 ÷ 6	1,10	0,13	357 x 43 x 148
				280	60 ÷ 90	2,43	0,00459	14-1/16" x 1-11/16" x 5-13/16"
	80.16 CLV	4 ÷ 16	5/32" ÷ 5/8"	280	4 ÷ 6	1,15	0,13	357 x 43 x 151
				280	60 ÷ 90	2,54	0,00459	14-1/16" x 1-11/16" x 5-15/16"



80.16 CLT

MINI	Model	Staple sizes		Magazine capacity	Pressure	Weight	Air consumption	Dimensions
		mm	inch					
	80.16 CLT	4 ÷ 16	5/32" ÷ 5/8"	270	4 ÷ 6	1,10	0,13	362 x 43 x 148
				270	60 ÷ 90	2,43	0,00459	14-1/4" x 1-11/16" x 5-13/16"


Serie chiodatrice EOL SERIES	modello	misure impiegabili (mm)	capacità caricatore (n.punti)	pressione (kg/cm²)	peso (kg)	consumo aria (litri/colpo)	dimensioni (mm - L x W x H)
	model	applicable sizes (inch)	magazine capacity (pieces)	pressure (PSI)	weight (lbs)	air consumption (ft³/cycle)	dimensions (inch - L x W x H)

GRAFFE LEGGERE
FINE WIRE STAPLES

80



80.16 RB



MINI	80.16 RB	6 ÷ 16	145	4 ÷ 6	1,10	0,13	216 x 43 x 168
		1/4" ÷ 5/8"	145	60 ÷ 90	2,43	0,00459	8-1/2" x 1-11/16" x 6-5/8"

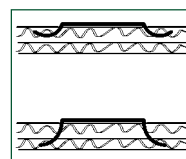
UTILIZZI APPLICATIONS

Settore calzaturiero, produzione e finitura mobili, cornici, dorsi di armadietti, sedili per barche (inox), oggettistica in legno, biliardi e video games, set stereo e TV, gabbie di legno, parasoli, interni di auto in legno e vinile, base per tappezzeria, costruzione di porte e finestre, isolamento in feltro, allestimenti fieristici, cucitura di sacchetti.

Shoemaking, production and finishing of furniture, picture frames, cabinet backs, boat seating (stainless steel), wooden articles, video games and billiards, TV & stereo sets, wooden crates, sunshades, automotive vinyl and interior trim, pre-upholstery, manufacturing of doors and windows, felt insulation, exhibition fitting-out, manufacturing of paperbags.



80.16 OC



MINI	80.16 OC	10 ÷ 16	145	5 ÷ 6,5	0,90	0,13	223 x 43 x 149
		3/8" ÷ 5/8"	145	70 ÷ 95	1,98	0,00459	8-3/4" x 1-11/16" x 5-7/8"

SPECIFICHE SPECIFICATIONS

Punti per barretta 139/125
Staples per strip 139/125

Finitura stanox
Finishing liquor finish

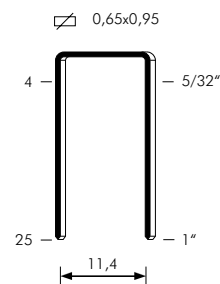
A richiesta zincato, inox,
alluminio,
verniciato

On request galvanized,
stainless steel,
aluminium,
painted



80.25

220	80.25	12 ÷ 25	145	5 ÷ 6,5	1,10	0,31	219 x 50 x 211
		1/2" ÷ 1"	145	70 ÷ 95	2,43	0,01095	8-5/8" x 2" x 8-5/16"



Gauge: 21
Crown: .500" (1/2")

GRAFFE LEGGERE
FINE WIRE STAPLES

50

UTILIZZI
APPLICATIONS

Tappezzeria, manifattura letti, intelaiature, tappezzeria murale, isolamento nelle case, assemblaggi con legno tenero.

Upholstery, bedding, framing, wall wallpaper, home insulation, light wood assembly.

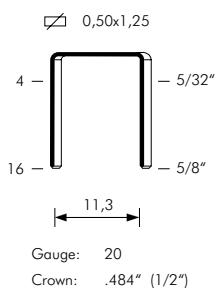
SPECIFICHE
SPECIFICATIONS

Punti per barretta 84
Staples per strip 84

Finitura zincato
Finishing galvanized

A richiesta inox,
DP (punte divergenti)

On request stainless steel,
DP (divergent point)



serie chiodine Tool series	modello	misure impiegabili (mm)	capacità caricatore (n.punti)	pressione (kg/cm ²)	peso (kg)	consumo aria (litri/colpo)	dimensioni (mm - L x W x H)
	model	applicable sizes (inch)	magazine capacity (pieces)	pressure (PSI)	weight (lbs)	air consumption (ft ³ /cycle)	dimensions (inch - L x W x H)



50.16



Versione SL - SL model



Versione S - S model

MINI	50.16	4 ÷ 16	105	4 ÷ 6	0,90	0,13	223 x 43 x 148
		5/32" ÷ 5/8"	105	60 ÷ 90	1,98	0,00459	8-3/4" x 1-11/16" x 5-13/16"
	50.16 SL	4 ÷ 16	105	4 ÷ 6	1,00	0,18	223 x 43 x 198
		5/32" ÷ 5/8"	105	60 ÷ 90	2,20	0,00636	8-3/4" x 1-11/16" x 7-13/16"
50.16 S	4 ÷ 16	105	4 ÷ 6	0,90	0,13	223 x 43 x 153	
	5/32" ÷ 5/8"	105	60 ÷ 90	1,98	0,00459	8-3/4" x 1-11/16" x 6-1/16"	



50.16 CL



Versione S - S model




Versione V - V model

MINI	50.16 CL	4 ÷ 16	210	4 ÷ 6	1,10	0,13	357 x 43 x 148
		5/32" ÷ 5/8"	210	60 ÷ 90	2,43	0,00459	14-1/16" x 1-11/16" x 5-13/16"
	50.16 CLV	4 ÷ 16	210	4 ÷ 6	1,15	0,13	357 x 43 x 151
		5/32" ÷ 5/8"	210	60 ÷ 90	2,54	0,00459	14-1/16" x 1-11/16" x 5-15/16"
50.16 SCL	4 ÷ 16	210	4 ÷ 6	1,10	0,13	357 x 43 x 153	
	5/32" ÷ 5/8"	210	60 ÷ 90	2,43	0,00459	14-1/16" x 1-11/16" x 6-1/16"	



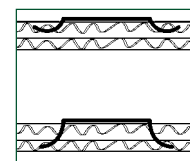
50.16 RB



MINI	50.16 RB	6 ÷ 16	105	4 ÷ 6	1,10	0,13	216 x 43 x 168
		1/4" ÷ 5/8"	105	60 ÷ 90	2,43	0,00459	8/1-2" x 1-11/16" x 6-5/8"



50.16 OC



MINI	50.16 OC	10 ÷ 16	105	5 ÷ 6,5	0,90	0,13	223 x 43 x 149
		3/8" ÷ 5/8"	105	70 ÷ 95	1,98	0,00459	8-3/4" x 1-11/16" x 5-7/8"

Serie chiodatrice EOL SERIES	modello	misure impiegabili (mm)	capacità caricatore (n.punti)	pressione (kg/cm ²)	peso (kg)	consumo aria (litri/colpo)	dimensioni (mm - L x W x H)
	model	applicable sizes (inch)	magazine capacity (pieces)	pressure (PSI)	weight (lbs)	air consumption (ft ³ /cycle)	dimensions (inch - L x W x H)

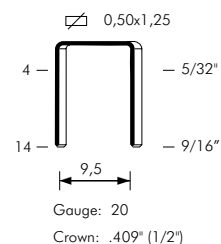
GRAFFE LEGGERE
FINE WIRE STAPLES

T50



T50.16

MINI	T50.16	4 ÷ 16	105	4 ÷ 6	0,90	0,13	216 x 43 x 148
		5/32" ÷ 5/8"	105	60 ÷ 90	1,98	0,00459	8-1/2" x 1-11/16" x 5-13/16"



SPECIFICHE SPECIFICATIONS

Punti per barretta Staples per strip	84
Finitura Finishing	zincato galvanized
A richiesta On request	alluminio aluminium

UTILIZZI APPLICATIONS

Tappezzeria, manifattura
letti, intelaiature, tappezzeria
murale, isolamento nelle case,
assemblaggi con legno tenero.

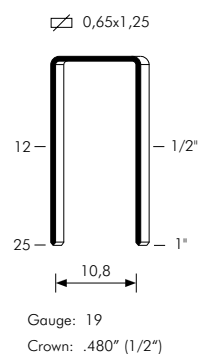
Upholstery, bedding, framing,
wall wallpaper, home insulation,
light wood assembly.



65.16

MINI	65.16	4 ÷ 16	105	4 ÷ 6	0,90	0,13	216 x 43 x 148
		5/32" ÷ 5/8"	105	60 ÷ 90	1,98	0,00459	8-1/2" x 1-11/16" x 5-13/16"

65



SPECIFICHE SPECIFICATIONS

Punti per barretta Staples per strip	84
Finitura Finishing	zincato galvanized

UTILIZZI APPLICATIONS

Telaio mobili, assemblaggio
mobilietti.

Furniture framing, cabinet
assembly.

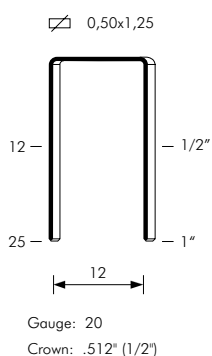


65.25

220	65.25	12 ÷ 25	105	5 ÷ 6,5	1,15	0,31	219 x 50 x 211
		1/2" ÷ 1"	105	70 ÷ 95	2,54	0,01095	8-5/8" x 2" x 8-5/16"

GRAFFE LEGGERE
FINE WIRE STAPLES

88



serie chiodatrice Tool series	modello	misure impiegabili (mm)	capacità caricatore (n.punti)	pressione (kg/cm ²)	peso (kg)	consumo aria (litri/colpo)	dimensioni (mm - L x W x H)
	model	applicable sizes (inch)	magazine capacity (pieces)	pressure (PSI)	weight (lbs)	air consumption (ft ³ /cycle)	dimensions (inch - L x W x H)



PL 88 SJ

SPECIFICHE
SPECIFICATIONS

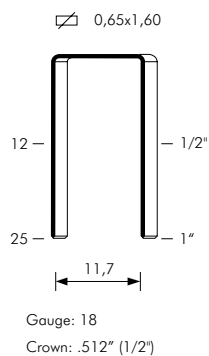
Punti per barretta 84
Staples per strip 84

Finitura zincato
Finishing galvanized

220	PL 88 SJ	12 ÷ 25	200	5 ÷ 6,5	2,15	0,25	360 x 70 x 310
		1/2" ÷ 1"	200	70 ÷ 95	4,74	0,00883	14-3/16" x 2-3/4" x 12-3/16"

GRAFFE MEDIE
MEDIUM WIRE STAPLES

110



SPECIFICHE
SPECIFICATIONS

Punti per barretta 75
Staples per strip 75

Finitura stanox
Finishing liquor finish

UTILIZZI
APPLICATIONS

Produzione materassi,
chiusura scatole cartone,
produzione imballi cartone,
fissaggio di gommapiuma.

Production of mattresses,
carton closing, fastening
of cardboard boxes,
fastening of foam-rubber



PL 110 SJ

220	PL 110 SJ	12 ÷ 25	160	5 ÷ 6,5	2,15	0,25	360 x 70 x 310
		1/2" ÷ 1"	160	70 ÷ 95	4,74	0,00883	14-3/16" x 2-3/4" x 12-3/16"

serie chiodatrice E.O. SERIES	modello	misure impieghiabili (mm)	capacità caricatore (n.punti)	pressione (kg/cm ²)	peso (kg)	consumo aria (litri/colpo)	dimensioni (mm - L x W x H)
	model	applicable sizes (inch)	magazine capacity (pieces)	pressure (PSI)	weight (lbs)	air consumption (ft ³ /cycle)	dimensions (inch - L x W x H)

GRAFFE MEDIE
MEDIUM WIRE STAPLES

SG44



SG44.25



Versione D - D model

220	SG44.25	9 ÷ 25	100	5 ÷ 7	1,10	0,31	219 x 50 x 211
		3/8" ÷ 1"	100	70 ÷ 100	2,43	0,01095	8-5/8" x 2" x 8-5/16"
	SG44.25 D	12 ÷ 25	100	5 ÷ 7	1,20	0,31	219 x 50 x 224
		1/2" ÷ 1"	100	70 ÷ 100	2,64	0,01095	8-5/8" x 2" x 8-13/16"

UTILIZZI APPLICATIONS

Assemblaggio di mobili e armadietti, costruzione di telai per porte e finestre, finiture interne in legno, cornicioni, impermeabilizzazioni e isolamento case, pavimenti in legno duro, rivestimenti in vinile e alluminio, fissaggio attacco per molle in tappezzeria, produzione di insegne in legno, cassetti, dorsi di casse e griglie.

Furniture and cabinets assembly, door and window casings, trimming, moldings, decking and home insulation, hardwood floors, vinyl and aluminium siding, upholstery spring attachment, production of wood shingles, drawers, casebacks and lattices.



SG44.32

420	SG44.32	9 ÷ 32	115	5 ÷ 7,5	1,25	0,45	246 x 58 x 216
		3/8" ÷ 1-1/4"	115	70 ÷ 105	2,76	0,01589	9-5/8" x 2-5/16" x 8-1/2"



SG44.38



Versione A - A model

420	SG44.38	15 ÷ 40	115	5 ÷ 7,5	1,30	0,54	246 x 58 x 248
		5/8" ÷ 1-9/16"	115	70 ÷ 105	2,87	0,01906	9-5/8" x 2-5/16" x 9-3/4"
	SG44.38 A	15 ÷ 40	115	5 ÷ 7,5	1,40	0,58	246 x 58 x 274
		5/8" ÷ 1-9/16"	115	70 ÷ 105	3,09	0,0205	9-5/8" x 2-5/16" x 10-13/16"

SPECIFICHE SPECIFICATIONS

Punti per barretta 100
Staples per strip 100

Finitura lucido
Finishing bright

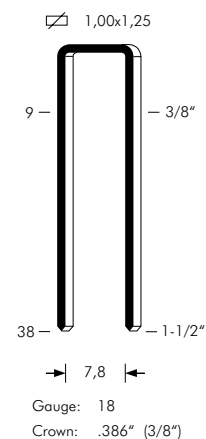
A richiesta zincato, inox, alluminio, DP (punte divergenti)

On request galvanized, stainless steel, aluminium, DP (divergent point)



SG44.40

710	SG44.40	20 ÷ 40	130	4,5 ÷ 7	1,80	1,00	280 x 77 x 245
		3/4" ÷ 1-9/16"	130	65 ÷ 100	3,97	0,0353	11" x 3-1/16" x 9-5/8"



Serie chiodatrice Tool series	modello	misure impiegabili (mm)	capacità caricatore (n.punti)	pressione (kg/cm ²)	peso (kg)	consumo aria (litri/colpo)	dimensioni (mm - L x W x H)
	model	applicable sizes (inch)	magazine capacity (pieces)	pressure (PSI)	weight (lbs)	air consumption (ft ³ /cycle)	dimensions (inch - L x W x H)

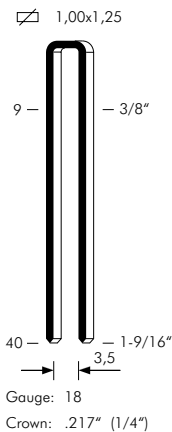
UTILIZZI
APPLICATIONS

Assemblaggio di mobili e armadietti, costruzione di telai per porte e finestre, finiture interne in legno, cornicioni, impermeabilizzazioni e isolamento case, pavimenti in legno duro, rivestimenti in vinile e alluminio, fissaggio attacco per molle in tappezzeria, produzione di insegne in legno, cassetti, dorsi di casse e griglie.


Furniture and cabinets assembly, door and window casings, trimming, moldings, decking and home insulation, hardwood floors, vinyl and aluminium siding, upholstery spring attachment, production of wood shingles, drawers, casebacks and lattices.

SPECIFICHE
SPECIFICATIONS

- Punti per barretta / Staples per strip: 100
- Finitura / Finishing: lucido / bright
- A richiesta / On request: zincato, inox, alluminio, DP (punte divergenti) / galvanized, stainless steel, aluminium, DP (divergent point)



MINI	90.16	9 ÷ 15	100	4 ÷ 7	0,90	0,13	216 x 43 x 148
		3/8" ÷ 5/8"	100	60 ÷ 100	1,98	0,00459	8-1/2" x 1-11/16" x 5-13/16"



Versione SL - SL model

220	90.28	9 ÷ 28	100	5 ÷ 7,5	1,15	0,31	219 x 50 x 211
		3/8" ÷ 1-1/8"	100	70 ÷ 105	2,54	0,01095	8-5/8" x 2" x 8-5/16"
	90.25 SL	12 ÷ 25	100	5 ÷ 6,5	1,20	0,41	219 x 50 x 245
		1/2" ÷ 1"	100	70 ÷ 95	2,65	0,01448	8-5/8" x 2" x 9-5/8"



220	90.25 CLT	9 ÷ 25	200	5 ÷ 7,5	1,40	0,31	380 x 50 x 211
		3/8" ÷ 1"	200	70 ÷ 105	3,09	0,01095	14-15/16" x 2" x 8-5/16"
	90.28 CL	9 ÷ 28	210	5 ÷ 7,5	1,50	0,31	387 x 50 x 211
		3/8" ÷ 1/8"	210	70 ÷ 105	3,31	0,01095	15-1/4" x 2" x 8-5/16"



Versione R - R model

420	90.32	9 ÷ 32	115	5 ÷ 7,5	1,25	0,45	248 x 58 x 216
		3/8" ÷ 1-1/4"	115	70 ÷ 105	2,76	0,01589	9-3/4" x 2-5/16" x 8-1/2"
	90.32 R	9 ÷ 32	115	5 ÷ 7,5	1,25	0,45	248 x 58 x 219
		3/8" ÷ 1-1/4"	115	70 ÷ 105	2,76	0,01589	9-3/4" x 2-5/16" x 8-5/8"

Serie: Modulare E.O. SERIES	modello	misure impiegabili (mm)	capacità caricatore (n.punti)	pressione (kg/cm ²)	peso (kg)	consumo aria (litri/colpo)	dimensioni (mm - L x W x H)
	model	applicable sizes (inch)	magazine capacity (pieces)	pressure (PSI)	weight (lbs)	air consumption (ft ³ /cycle)	dimensions (inch - L x W x H)

GRAFFE MEDIE MEDIUM WIRE STAPLES

90



90.38



90.38 B



Versione A - A model

420	90.38	15 ÷ 40 5/8" ÷ 1-9/16"	115	5 ÷ 7,5 70 ÷ 105	1,30 2,87	0,54 0,01906	246 x 58 x 248 9-5/8" x 2-5/16" x 9-3/4"
	90.38 A	15 ÷ 40 5/8" ÷ 1-9/16"	115	5 ÷ 7,5 70 ÷ 105	1,40 3,09	0,58 0,0205	246 x 58 x 274 9-11/16" x 2-5/16" x 10-13/16"
		90.38 B	15 ÷ 40 5/8" ÷ 1-9/16"	105	5 ÷ 7,5 70 ÷ 105	1,50 3,31	0,54 0,01906

UTILIZZI APPLICATIONS

Assemblaggio di mobili e armadietti, costruzione di telai per porte e finestre, finiture interne in legno, cornicioni, impermeabilizzazioni e isolamento case, pavimenti in legno duro, rivestimenti in vinile e alluminio, fissaggio attacco per molle in tappezzeria, produzione di insegne in legno, cassetti, dorsi di casse e griglie.

Furniture and cabinets assembly, door and window casings, trimming, moldings, decking and home insulation, hardwood floors, vinyl and aluminium siding, upholstery spring attachment, production of wood shingles, drawers, casebacks and lattices.



90.38 CLD3

90.38 FL

420	90.38 FL	15 ÷ 40 5/8" ÷ 1-9/16"	115	5 ÷ 7,5 70 ÷ 105	1,75 3,86	0,54 0,01906	260 x 76 x 262 10-1/4" x 3" x 10-5/16"
		90.38 CLD3	15 ÷ 40 5/8" ÷ 1-9/16"	300	5 ÷ 7,5 70 ÷ 105	1,60 3,53	0,54 0,01906

SPECIFICHE SPECIFICATIONS

Punti per barretta 100
Staples per strip 100

Finitura lucido
Finishing bright

A richiesta zincato, inox,
alluminio,
DP (punte divergenti)

On request galvanized,
stainless steel,
aluminium,
DP (divergent point)

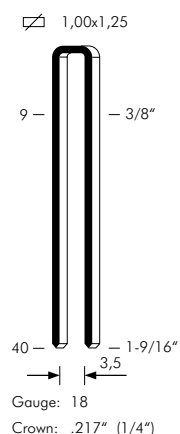


90.40



Versione NS - NS model

710	90.40	20 ÷ 40 3/4" ÷ 1-9/16"	130	4,5 ÷ 7 65 ÷ 100	1,80 3,97	1,00 0,0353	280 x 77 x 245 11" x 3-1/16" x 9-5/8"
		90.40 NS	20 ÷ 40 3/4" ÷ 1-9/16"	130	4,5 ÷ 7 65 ÷ 100	1,80 3,97	1,00 0,0353



Serie chiodatrice Tool series	modello	misure impiegabili (mm)	capacità caricatore (n.punti)	pressione (kg/cm ²)	peso (kg)	consumo aria (litri/colpo)	dimensioni (mm - L x W x H)
	model	applicable sizes (inch)	magazine capacity (pieces)	pressure (PSI)	weight (lbs)	air consumption (ft ³ /cycle)	dimensions (inch - L x W x H)



92.16

MINI	92.16	9 ÷ 15	100	4 ÷ 7	0,90	0,13	216 x 43 x 148
		3/8" ÷ 5/8"	100	60 ÷ 100	1,98	0,00459	8-1/2" x 1-11/16" x 5-13/16"

UTILIZZI
APPLICATIONS

Assemblaggio di mobili e armadietti, costruzione di telai per porte e finestre, finiture interne in legno, cornicioni, impermeabilizzazioni e isolamento case, pavimenti in legno duro, rivestimenti in vinile e alluminio, fissaggio attacco per molle in tappezzeria, produzione di insegne in legno, cassetti, dorsi di casse e griglie.

Furniture and cabinets assembly, door and window casings, trimming, moldings, decking and home insulation, hardwood floors, vinyl and aluminium siding, upholstery spring attachment, production of wood shingles, drawers, casebacks and lattices.

SPECIFICHE
SPECIFICATIONS

- Punti per barretta / Staples per strip: 100
- Finitura / Finishing: lucido / bright
- A richiesta / On request: zincato, inox, alluminio, DP (punte divergenti) / galvanized, stainless steel, aluminium, DP (divergent point)



92.25

92.25 SL



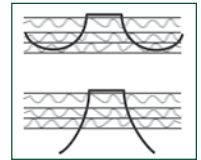
Versione SL - SL model



Versione D - D model

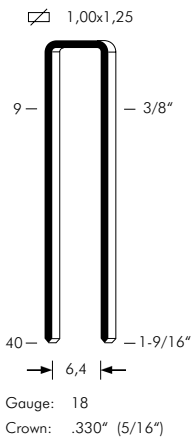


92.25 OC



Versione OC - OC model

220	92.25	9 ÷ 25	100	5 ÷ 7	1,10	0,31	219 x 50 x 211
		3/8" ÷ 1"	100	70 ÷ 100	2,43	0,01095	8-5/8" x 2" x 8-5/16"
92.25 D	9 ÷ 25	100	5 ÷ 7	1,20	0,31	219 x 50 x 215	
	3/8" ÷ 1"	100	70 ÷ 100	2,64	0,01095	8-5/8" x 2" x 8-7/16"	
92.25 SL	9 ÷ 25	100	5 ÷ 7	1,20	0,41	219 x 50 x 245	
	3/8" ÷ 1"	100	70 ÷ 100	2,64	0,01448	8-5/8" x 2" x 9-5/8"	
92.25 OC	9 ÷ 25	100	5 ÷ 7	1,25	0,31	219 x 50 x 211	
	3/8" ÷ 1"	100	70 ÷ 100	2,76	0,01095	8-5/8" x 2" x 8-5/16"	



92.32

420	92.32	9 ÷ 32	115	5 ÷ 7,5	1,25	0,45	248 x 58 x 216
		3/8" ÷ 1-1/4"	115	70 ÷ 105	2,76	0,01589	9-3/4" x 2-5/16" x 8-1/2"

Serie chiodatrice EOL SERIES	modello	misure impieghiabili (mm)	capacità caricatore (n.punti)	pressione (kg/cm ²)	peso (kg)	consumo aria (litri/colpo)	dimensioni (mm - L x W x H)
	model	applicable sizes (inch)	magazine capacity (pieces)	pressure (PSI)	weight (lbs)	air consumption (ft ³ /cycle)	dimensions (inch - L x W x H)

GRAFFE MEDIE MEDIUM WIRE STAPLES

92



92.38



92.38 CLD3



Versione A - A model

UTILIZZI APPLICATIONS

Assemblaggio di mobili e armadietti, costruzione di telai per porte e finestre, finiture interne in legno, cornicioni, impermeabilizzazioni e isolamento case, pavimenti in legno duro, rivestimenti in vinile e alluminio, fissaggio attacco per molle in tappezzeria, produzione di insegne in legno, cassetti, dorsi di casse e griglie.

Furniture and cabinets assembly, door and window casings, trimming, moldings, decking and home insulation, hardwood floors, vinyl and aluminium siding, upholstery spring attachment, production of wood shingles, drawers, casebacks and lattices.

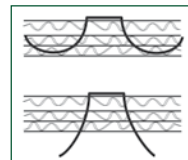
420	92.38	15 ÷ 40	115	5 ÷ 7,5	1,30	0,54	246 x 58 x 248
		5/8" ÷ 1-9/16"	115	70 ÷ 105	2,87	0,01906	9-5/8" x 2-5/16" x 9-3/4"
	92.38 A	15 ÷ 40	115	5 ÷ 7,5	1,40	0,58	246 x 58 x 274
		5/8" ÷ 1-9/16"	115	70 ÷ 105	3,09	0,0205	9-11/16" x 2-5/16" x 10-13/16"
92.38 CLD3	15 ÷ 40	300	5 ÷ 7,5	1,90	0,54	480 x 58 x 241	
	5/8" ÷ 1-9/16"	300	70 ÷ 105	4,19	0,01906	18-7/8" x 2-5/16" x 9-1/2"	



92.38 B



92.38 OC



Versione OC - OC model



Versione BDA - BDA model

SPECIFICHE SPECIFICATIONS

Punti per barretta 100
Staples per strip 100

Finitura lucido
Finishing bright

A richiesta zincato, inox, alluminio, DP (punte divergenti)

On request galvanized, stainless steel, aluminium, DP (point divergent)

420	92.38 B	15 ÷ 40	105	5 ÷ 7,5	1,50	0,54	242 x 58 x 245
		5/8" ÷ 1-9/16"	105	70 ÷ 105	3,31	0,01906	9-1/2" x 2-5/16" x 9-5/8"
	92.38 BDA	15 ÷ 40	105	5 ÷ 7,5	1,50	0,54	242 x 58 x 245
		5/8" ÷ 1-9/16"	105	70 ÷ 105	3,31	0,01906	9-1/2" x 2-5/16" x 9-5/8"
92.38 OC	15 ÷ 40	105	5 ÷ 7,5	1,59	0,54	242 x 58 x 245	
	5/8" ÷ 1-9/16"	105	70 ÷ 105	3,50	0,01906	9-1/2" x 2-5/16" x 9-5/8"	

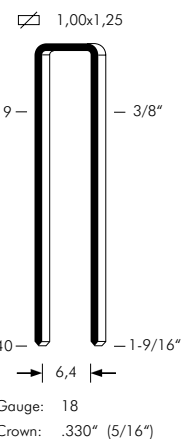


92.40



92.40 B

710	92.40	20 ÷ 40	130	4,5 ÷ 7	1,80	1,00	280 x 77 x 245
		3/4" ÷ 1-9/16"	130	65 ÷ 100	3,97	0,0353	11" x 3-1/16" x 9-5/8"
730	92.40 B	15 ÷ 40	105	4,5 ÷ 7	2,02	1,00	261 x 77 x 251
		5/8" ÷ 1-9/16"	105	65 ÷ 100	4,45	0,0353	10-5/16" x 3-1/16" x 9-7/8"



Serie cilindriche Tub. series	modello	misure impiegabili (mm)	capacità caricatore (n.punti)	pressione (kg/cm ²)	peso (kg)	consumo aria (litri/colpo)	dimensioni (mm - L x W x H)
	model	applicable sizes (inch)	magazine capacity (pieces)	pressure (PSI)	weight (lbs)	air consumption (ft ³ /cycle)	dimensions (inch - L x W x H)

UTILIZZI APPLICATIONS

Assemblaggio di mobili e armadietti, costruzione di telai per porte e finestre, finiture interne in legno, cornicioni, impermeabilizzazioni e isolamento case, pavimenti in legno duro, rivestimenti in vinile e alluminio, fissaggio attacco per molle in tappezzeria, produzione di insegne in legno, cassetti, dorsi di casse e griglie.

Furniture and cabinets assembly, door and window casings, trimming, moldings, decking and home insulation, hardwood floors, vinyl and aluminium siding, upholstery spring attachment, production of wood shingles, drawers, casebacks and lattices.



500.38 B

SPECIFICHE SPECIFICATIONS

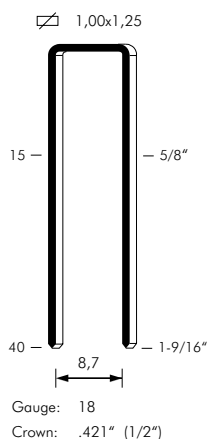
Punti per barretta 100
Staples per strip 100

Finitura lucido
Finishing bright

A richiesta zincato, inox, alluminio, DP (punte divergenti)

On request galvanized, stainless steel, aluminium, DP (divergent point)

420	500.38 B	15 ÷ 40	105	5 ÷ 7,5	1,50	0,54	242 x 58 x 245
		5/8" ÷ 1-9/16"	105	70 ÷ 105	3,30	0,01906	9-1/2" x 2-5/16" x 9-5/8"



Serie chiodatrice E.O. SERIES	modello	misure impiegabili (mm)	capacità caricatore (n.punti)	pressione (kg/cm ²)	peso (kg)	consumo aria (litri/colpo)	dimensioni (mm - L x W x H)
	model	applicable sizes (inch)	magazine capacity (pieces)	pressure (PSI)	weight (lbs)	air consumption (ft ³ /cycle)	dimensions (inch - L x W x H)

GRAFFE MEDIE MEDIUM WIRE STAPLES

94



94.14



Versione S - S model

UTILIZZI APPLICATIONS

Produzione di armadietti e vetrinette, assemblaggio scaffalature, unione di elementi in legno, produzione di cassette e contenitori in legno.

Production of cabinets, racks assembling, junction of wooden elements, production of wooden cases and crates.

MINI	94.14	9 ÷ 14 3/8" ÷ 9/16"	100	4 ÷ 7 60 ÷ 100	0,90 1,98	0,13 0,00459	223 x 43 x 148 8-3/4" x 1-11/16" x 5-13/16"
	94.14 S		9 ÷ 14 3/8" ÷ 9/16"	100	4 ÷ 7 60 ÷ 100	0,95 2,09	0,13 0,00459



94.38



Versione BDA - BDA model

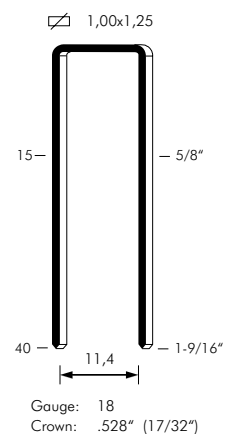
SPECIFICHE SPECIFICATIONS

Punti per barretta 100
Staples per strip 100

Finitura lucido
Finishing bright

A richiesta zincato,
On request alluminio
galvanized,
aluminium

420	94.38	15 ÷ 40 5/8" ÷ 1-9/16"	105	5 ÷ 7,5 70 ÷ 105	1,50 3,31	0,54 0,01906	242 x 58 x 245 9-1/2" x 2-5/16" x 9-5/8"
	94.38 BDA		15 ÷ 40 5/8" ÷ 1-9/16"	105	5 ÷ 7,5 70 ÷ 105	1,50 3,31	0,54 0,01906



GRAFFE PESANTI
HEAVY WIRE STAPLES

M1

Serie chiodatrice Tool series	modello	misure impiegabili (mm)	capacità caricatore (n.punti)	pressione (kg/cm ²)	peso (kg)	consumo aria (litri/colpo)	dimensioni (mm - L x W x H)
	model	applicable sizes (inch)	magazine capacity (pieces)	pressure (PSI)	weight (lbs)	air consumption (ft ³ /cycle)	dimensions (inch - L x W x H)



M1.40 B

730	M1.40 B	15 ÷ 40	90	4,5 ÷ 7	2,00	1,00	261 x 77 x 251
		5/8" ÷ 1-9/16"	90	65 ÷ 100	4,41	0,0353	10-5/16" x 3-1/16" x 9-7/8"

UTILIZZI
APPLICATIONS

Coperture, sotto-pavimentazione, impermeabilizzazione tetti, rivestimenti, produzione finestre e cinte, intelaiatura mobili (fusti per salotti), assemblaggio mobili e mobiletti, costruzione di casse, scatole e insegne, imballaggi in legno, riparazione bancali, basamenti, finiture interne in legno.

Sheathing, subflooring, roof decking, furring, production of window units and fencing, furniture frames (living-room furniture frames), cabinets/ furniture assembling, crates, boxes and shingles manufacturing, wooden packaging, pallets repair, underlayment, trimming.

SPECIFICHE
SPECIFICATIONS

Punti per barretta 75
Staples per strip 75

Finitura lucido
Finishing bright

A richiesta zincato
On request galvanized

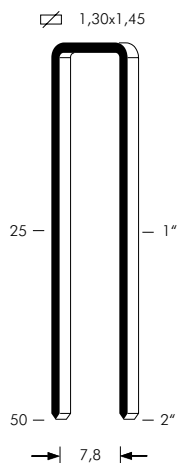


M1.40 CL



Versione NS - NS model

710	M1.40 CL	20 ÷ 40	150	5 ÷ 7,5	1,80	1,00	345 x 77 x 245
		3/4" ÷ 1-9/16"	150	70 ÷ 105	3,97	0,0353	13-9/16" x 3-1/16" x 9-5/8"
	M1.40 NS	20 ÷ 40	150	5 ÷ 7,5	1,80	1,00	345 x 77 x 245
		3/4" ÷ 1-9/16"	150	70 ÷ 105	3,97	0,0353	13-9/16" x 3-1/16" x 9-5/8"



Gauge: 17
Crown: .410" (7/16")



M1.65

840	M1.65	20 ÷ 65	150	5 ÷ 7,5	2,13	1,40	355 x 98 x 290
		3/4" ÷ 2-9/16"	150	70 ÷ 105	4,69	0,04940	14" x 3-7/8" x 11-3/4"

Serie: chiodatrice E.O. SERIES	modello	misure impiegabili (mm)	capacità caricatore (n.punti)	pressione (kg/cm ²)	peso (kg)	consumo aria (litri/colpo)	dimensioni (mm - L x W x H)
	model	applicable sizes (inch)	magazine capacity (pieces)	pressure (PSI)	weight (lbs)	air consumption (ft ³ /cycle)	dimensions (inch - L x W x H)

GRAFFE PESANTI HEAVY WIRE STAPLES

M2



M2.38 B

420	M2.38 B	15 ÷ 40	80	5 ÷ 7,5	1,50	0,54	242 x 58 x 245
		5/8" ÷ 1-9/16"	80	70 ÷ 105	3,30	0,01906	9-1/2" x 2-5/16" x 9-5/8"

UTILIZZI APPLICATIONS

Coperture, sotto-pavimentazione, impermeabilizzazione tetti, rivestimenti, produzione finestre e cinte, intelaiatura mobili (fusti per salotti), assemblaggio mobili e mobilette, costruzione di casse, scatole e insegne, imballaggi in legno, riparazione bancali, basamenti, finiture interne in legno.

Sheathing, subflooring, roof decking, furring, production of window units and fencing, furniture frames (living-room furniture frames), cabinets/ furniture assembling, crates, boxes and shingles manufacturing, wooden packaging, pallets repair, underlayment, trimming.



M2.38 CL M2.40 B



Versione NO-SAG
NO-SAG model



Versione NS - NS model

SPECIFICHE SPECIFICATIONS

Punti per barretta 71
Staples per strip 71

Finitura lucido
Finishing bright

A richiesta zincato, inox,
DP (punte divergenti)

On request galvanized,
stainless steel,
DP (divergent
point)

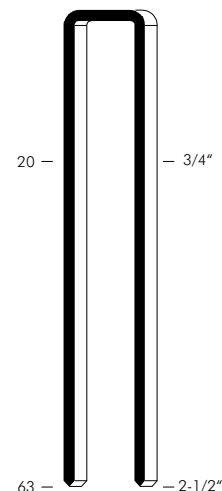
730	M2.40 B	15 ÷ 40	80	4,5 ÷ 7	2,00	1,00	261 x 77 x 251
		5/8" ÷ 1-9/16"	80	65 ÷ 100	4,41	0,0353	10-5/16" x 3-1/16" x 9-7/8"
710	M2.38 CL	20 ÷ 40	145	5 ÷ 7,5	1,80	1,00	345 x 77 x 245
		3/4" ÷ 1-9/16"	145	70 ÷ 105	3,97	0,0353	13-9/16" x 3-1/16" x 9-5/8"
	M2.38 NS	20 ÷ 40	145	5 ÷ 7,5	1,80	1,00	345 x 77 x 245
		3/4" ÷ 1-9/16"	145	70 ÷ 105	3,97	0,0353	13-9/16" x 3-1/16" x 9-5/8"
M2.38 NO-SAG	20 ÷ 40	145	5 ÷ 7,5	1,80	1,00	345 x 77 x 245	
	3/4" ÷ 1-9/16"	145	70 ÷ 105	3,97	0,0353	13-9/16" x 3-1/16" x 9-5/8"	



M2.65

840	M2.65	20 ÷ 65	145	5 ÷ 7,5	2,13	1,40	355 x 98 x 290
		3/4" ÷ 2-9/16"	145	70 ÷ 105	4,69	0,0494	14" x 3-7/8" x 11-3/4"

1,40x1,60



Gauge: 16
Crown: .421" (7/16")

GRAFFE PESANTI
HEAVY WIRE STAPLES

700

Serie chiodatrice Tool series	modello	misure impiegabili (mm)	capacità caricatore (n.punti)	pressione (kg/cm ²)	peso (kg)	consumo aria (litri/colpo)	dimensioni (mm - L x W x H)
	model	applicable sizes (inch)	magazine capacity (pieces)	pressure (PSI)	weight (lbs)	air consumption (ft ³ /cycle)	dimensions (inch - L x W x H)



700.32 NO-SAG



Versione NO-SAG
NO-SAG model

UTILIZZI
APPLICATIONS

Coperture, sotto-pavimentazione, impermeabilizzazione tetti, rivestimenti, produzione finestre e cinte, intelaiatura mobili (fusti per salotti), assemblaggio mobili e mobiletti, costruzione di casse, scatole e insegne, imballaggi in legno, riparazione bancali, basamenti, finiture interne in legno.

Sheathing, subflooring, roof decking, furring, production of window units and fencing, furniture frames (living-room furniture frames), cabinets/ furniture assembling, crates, boxes and shingles manufacturing, wooden packaging, pallets repair, underlayment, trimming.

710	700.32 NO-SAG	20 ÷ 32	100	5 ÷ 7,5	1,80	1,00	280 x 77 x 245
		3/4" ÷ 1-1/4"	100	70 ÷ 105	3,97	0,0353	11" x 3-1/16" x 9-5/8"

SPECIFICHE
SPECIFICATIONS

Punti per barretta 71
Staples per strip 71

Finitura lucido
Finishing bright

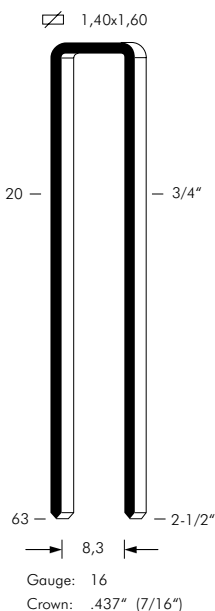
A richiesta zincato, inox, DP (punte divergenti)

On request galvanized, stainless steel, DP (divergent point)



700.65

840	700.65	20 ÷ 65	145	5 ÷ 7,5	2,13	1,40	355 x 98 x 290
		3/4" ÷ 2-9/16"	145	70 ÷ 105	4,69	0,0494	14" x 3-7/8" x 11-3/4"



Serie chiodatrice EOL SERIES	modello	misure impiegabili (mm)	capacità caricatore (n.punti)	pressione (kg/cm ²)	peso (kg)	consumo aria (litri/colpo)	dimensioni (mm - L x W x H)
	model	applicabile sizes (inch)	magazine capacity (pieces)	pressure (PSI)	weight (lbs)	air consumption (ft ³ /cycle)	dimensions (inch - L x W x H)

GRAFFE PESANTI HEAVY WIRE STAPLES

S4



S4.65

840	S4.65	20 ÷ 65	145	5 ÷ 7,5	2,13	1,40	355 x 98 x 290
		3/4" ÷ 2-9/16"	145	70 ÷ 105	4,69	0,0494	14" x 3-7/8" x 11-3/4"

UTILIZZI APPLICATIONS

Coperture, sotto-pavimentazione, impermeabilizzazione tetti, rivestimenti, produzione finestre e cinte, intelaiatura mobili (fusti per salotti), assemblaggio mobili e mobiletti, costruzione di casse, scatole e insegne, imballaggi in legno, riparazione bancali, basamenti, finiture interne in legno.

Sheathing, subflooring, roof decking, furring, production of window units and fencing, furniture frames (living-room furniture frames), cabinets/ furniture assembling, crates, boxes and shingles manufacturing, wooden packaging, pallets repair, underlayment, trimming.

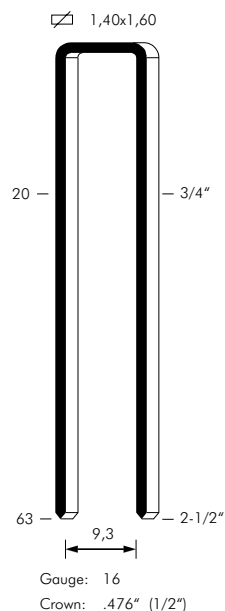
SPECIFICHE SPECIFICATIONS

Punti per barretta 71
Staples per strip 71

Finitura lucido
Finishing bright

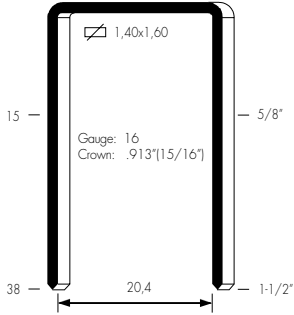
A richiesta zincato, inox, DP (punte divergenti)

On request galvanized, stainless steel, DP (divergent point)

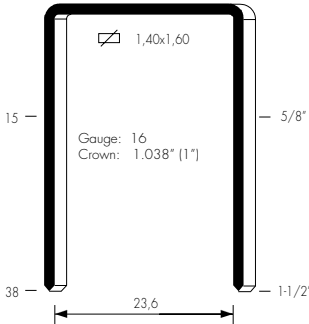


**GRAFFE PESANTI
HEAVY WIRE STAPLES**

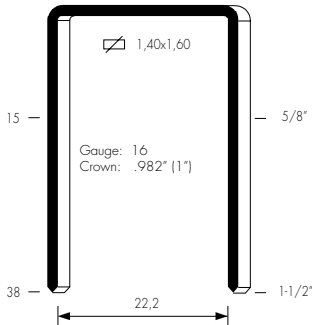
WK



WP



WS



**SPECIFICHE
SPECIFICATIONS**

Punti per barretta 71
Staples per strip 71

Finitura lucido
Finishing bright

A richiesta zincato, inox,
On request DP (punte divergenti)
galvanized,
stainless steel,
DP (divergent point)

**UTILIZZI
APPLICATIONS**

Costruzione di tetti (posa di tegole canadesi), intelaiatura di mobili, di porte e finestre, isolamento, installazioni con feltro, imballaggio (fissaggio di cartone su bancale), targhe e insegne.

Roofing (tiling), furniture, door and window frames, plates and shingles, felt installation, insulation.

serie chiodatrice Tool series	modello	misure impiegabili (mm)	capacità caricatore (n.punti)	pressione (kg/cm ²)	peso (kg)	consumo aria (litri/colpo)	dimensioni (mm - L x W x H)
	model	applicable sizes (inch)	magazine capacity (pieces)	pressure (PSI)	weight (lbs)	air consumption (ft ³ /cycle)	dimensions (inch - L x W x H)



WK.38



WK.38 ROOFING

710	WK.38	15 ÷ 38	150	5 ÷ 7,5	2,20	1,00	350 x 77 x 230
		5/8" ÷ 1-1/2"	150	70 ÷ 105	4,85	0,0353	13-13/16" x 3-1/16" x 9-1/16"
	WK.38 ROOFING	15 ÷ 38	150	5 ÷ 7,5	2,30	1,00	350 x 83 x 230
		5/8" ÷ 1-1/2"	150	70 ÷ 105	5,07	0,0353	13-13/16" x 3-9/32" x 9-1/16"



WP.38



WP.38 ROOFING

710	WP.38	15 ÷ 38	150	5 ÷ 7,5	2,20	1,00	350 x 77 x 230
		5/8" ÷ 1-1/2"	150	70 ÷ 105	4,85	0,0353	13-13/16" x 3-1/16" x 9-1/16"
	WP.38 ROOFING	15 ÷ 38	150	5 ÷ 7,5	2,30	1,00	350 x 83 x 230
		5/8" ÷ 1-1/2"	150	70 ÷ 105	5,07	0,0353	13-13/16" x 3-9/32" x 9-1/16"



WS.38



WS.38 ROOFING

710	WS.38	15 ÷ 38	150	5 ÷ 7,5	2,20	1,00	350 x 77 x 230
		5/8" ÷ 1-1/2"	150	70 ÷ 105	4,85	0,0353	13-13/16" x 3-1/16" x 9-1/16"
	WS.38 ROOFING	15 ÷ 38	150	5 ÷ 7,5	2,30	1,00	350 x 83 x 230
		5/8" ÷ 1-1/2"	150	70 ÷ 105	5,07	0,03530	13-13/16" x 3-9/32" x 9-1/16"

Serie chiodatrice EOL SERIES	modello	misure impiegabili (mm)	capacità caricatore (n.punti)	pressione (kg/cm ²)	peso (kg)	consumo aria (litri/colpo)	dimensioni (mm - L x W x H)
	model	applicabile sizes (inch)	magazine capacity (pieces)	pressure (PSI)	weight (lbs)	air consumption (ft ³ /cycle)	dimensions (inch - L x W x H)

GRAFFE PESANTI
HEAVY WIRE STAPLES

M3



M3.65

MORE	M3.65	32 ÷ 65	160	5 ÷ 8	2,50	1,25	369 x 98 x 338
		1-1/4" ÷ 2-5/8"	160	70 ÷ 115	5,51	0,044	14-1/2" x 3-7/8" x 13-5/16"

UTILIZZI APPLICATIONS

Coperture, sotto-pavimentazione, impermeabilizzazione tetti, rivestimenti, produzione finestre e cinte, intelaiatura mobili (fusti per salotti), assemblaggio mobili e mobiletti, costruzione di casse, scatole e insegne, imballaggi in legno, riparazione bancali.

Sheathing, subflooring, roof decking, furring, production of window units and fencing, furniture frames (living-room furniture frames), cabinets/ furniture assembling, crates, boxes and shingles manufacturing, wooden packaging, pallets repair.

SPECIFICHE SPECIFICATIONS

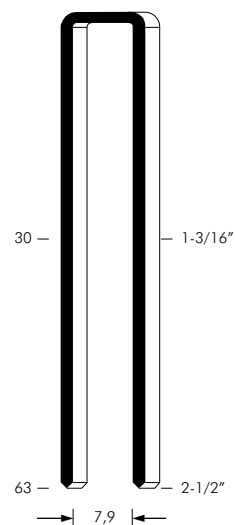
Punti per barretta 60
Staples per strip 60

Finitura lucido
Finishing bright

A richiesta zincato

On request galvanvized

1,60x1,90



Gauge: 15
Crown: .437" (7/16")

GRAFFE PESANTI
HEAVY WIRE STAPLES

S29

serie chiodatrice Tool series	modello	misure impiegabili (mm)	capacità caricatore (n.punti)	pressione (kg/cm ²)	peso (kg)	consumo aria (litri/colpo)	dimensioni (mm - L x W x H)
	model	applicable sizes (inch)	magazine capacity (pieces)	pressure (PSI)	weight (lbs)	air consumption (ft ³ /cycle)	dimensions (inch - L x W x H)

UTILIZZI
APPLICATIONS

Fissaggio pannelli isolanti nel campo edilizio.

Fissaggio pannelli isolanti nel campo edilizio.

SPECIFICHE
SPECIFICATIONS

Punti per barretta 50
Staples per strip 50

Finitura zincato
Finishing galvanized

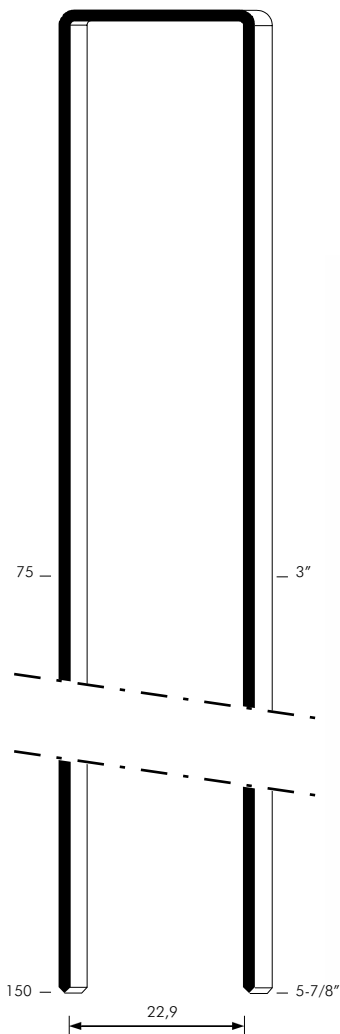
A richiesta inox
On request stainless steel



S29.130

MORE	S29.130	65 ÷ 130	120	5 ÷ 8	5,85	2,93	400 x 133 x 397
		2-9/16" ÷ 5"	120	70 ÷ 115	12,90	0,1034	15-3/4" x 5-1/4" x 15-5/8"

1,80 x 2,10



Gauge: 14
Crown: 1.043" (1")



S29.160

MORE	S29.160	65 ÷ 160	120	6 ÷ 8	6,25	4,35	400 x 133 x 480
		2-9/16" ÷ 6-5/16"	120	90 ÷ 115	13,80	0,1536	15-3/4" x 5-1/4" x 18-7/8"



SPILLI E GROPPINI
PINS & BRADS

Pins 6

serie chiodatrice Tool series	modello	misure impiegabili (mm)	capacità caricatore (n.punti)	pressione (kg/cm ²)	peso (kg)	consumo aria (litri/colpo)	dimensioni (mm - L x W x H)
	model	applicable sizes (inch)	magazine capacity (pieces)	pressure (PSI)	weight (lbs)	air consumption (ft ³ /cycle)	dimensions (inch - L x W x H)



P.5 - P.7 - P.12 - P.15 - P.18

UTILIZZI APPLICATIONS

Fissaggi invisibili, fissaggi pre-incollaggio, finiture in legno, produzione di mobili in giunco, di cornici per quadri e specchi, listelli per porte e finestre.

Invisible fixing, pre-gluing fixing, trimming, production of rattan furniture, mirror frames and picture frames, door and window trims.

100	P.5	5	200	4 ÷ 6	0,65	0,10	200 x 33 x 148
		3/16"	200	60 ÷ 90	1,43	0,00353	7-7/8" x 1-5/16" x 5-13/16"
	P.7	7 ÷ 8	200	4 ÷ 6	0,65	0,10	200 x 33 x 148
		9/32" ÷ 5/16"	200	60 ÷ 90	1,43	0,00353	7-7/8" x 1-5/16" x 5-13/16"
	P.12	10 ÷ 12	200	4 ÷ 6	0,65	0,10	200 x 33 x 148
		3/8" ÷ 1/2"	200	60 ÷ 90	1,43	0,00353	7-7/8" x 1-5/16" x 5-13/16"
	P.15	15	200	4 ÷ 6	0,65	0,10	200 x 33 x 148
		5/8"	200	60 ÷ 90	1,43	0,00353	7-7/8" x 1-5/16" x 5-13/16"
	P.18	18	200	4 ÷ 7	0,65	0,10	200 x 33 x 148
		11/16"	200	60 ÷ 100	1,43	0,00353	7-7/8" x 1-5/16" x 5-13/16"

SPECIFICHE SPECIFICATIONS

Punti per barretta 100
Pins per strip 100

Finitura stanox
Finishing liquor finish

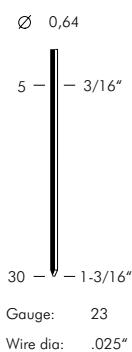
A richiesta zincato, inox,
testa verniciata

On request galvanized,
stainless steel,
painted head



PR.18

100	PR.18	10 ÷ 18	200	4 ÷ 7	0,65	0,10	200 x 33 x 148
		3/8" ÷ 11/16"	200	60 ÷ 100	1,43	0,00353	7-7/8" x 1-5/16" x 5-13/16"



PR.28 - PR.30

MINI	PR.28	15 ÷ 28	200	4,5 ÷ 6	1,03	0,15	219 x 43 x 162
		5/8" ÷ 1-1/8"	200	65 ÷ 90	2,27	0,0053	8-5/8" x 1-11/16" x 6-3/8"
	PR.30	18 ÷ 30	200	4,5 ÷ 6	1,03	0,15	219 x 43 x 162
		11/16" ÷ 1-3/16"	200	65 ÷ 90	2,27	0,0053	8-5/8" x 1-11/16" x 6-3/8"

modello	misure impiegabili (mm)	capacità caricatore (n.punti)	pressione (kg/cm ²)	peso (kg)	consumo aria (litri/colpo)	dimensioni (mm - L x W x H)
model	applicable sizes (inch)	magazine capacity (pieces)	pressure (PSI)	weight (lbs)	air consumption (ft ³ /cycle)	dimensions (inch - L x W x H)

**SPILLI E GROPPINI
PINS & BRADS**

Pins 8



R8.28

UTILIZZI APPLICATIONS

Finiture per mobili in legno e in giunco, manifattura di cornici per quadri e specchi, telai di finestre, coprifili per porte.

Wooden and rattan furniture trimming, manufacturing of mirror frames and picture frames, window frames, door wire covering.

MINI	R8.28	15 ÷ 28	150	4,5 ÷ 6,5	1,03	0,15	219 x 43 x 162
		5/8" ÷ 1-1/8"	150	65 ÷ 95	2,27	0,0053	8-5/8" x 1-11/16" x 6-3/8"



MG.40

SPECIFICHE SPECIFICATIONS

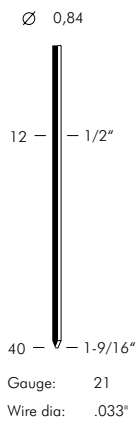
Punti per barretta 75
Pins per strip 75

Finitura zincato
Finishing galvanized

A richiesta stanox,
testa verniciata

On request liquor finish,
painted head

220	MG.40	12 ÷ 40	150	5 ÷ 7,5	1,15	0,34	226 x 50 x 223
		1/2" ÷ 1-9/16"	150	70 ÷ 105	2,54	0,012	8-15/16" x 2" x 8-3/4"



Pins I

serie chiodatrice Nails series	modello	misure impiegabili (mm)	capacità caricatore (n.punti)	pressione (kg/cm ²)	peso (kg)	consumo aria (litri/colpo)	dimensioni (mm - L x W x H)
	model	applicable sizes (inch)	magazine capacity (pieces)	pressure (PSI)	weight (lbs)	air consumption (ft ³ /cycle)	dimensions (inch - L x W x H)



RI.28

UTILIZZI APPLICATIONS

Fissaggio di cornici e profili su mobili, serramenti e infissi, perlinati, rivestimenti su prefabbricati, fissaggio battiscopa, decorazioni con legno.

Furniture, door and window beading, matchboarding, paneling on prefabricated buildings, skirting board fixing, decorative trimming.

MINI	RI.28	15 ÷ 28 5/8" ÷ 1-1/8"	100 100	4,5 ÷ 7 65 ÷ 100	1,07 2,36	0,15 0,0053	219 x 43 x 186 8-5/8" x 1-11/16" x 7-5/16"
------	-------	--------------------------	------------	---------------------	--------------	----------------	---

SPECIFICHE SPECIFICATIONS

Punti per barretta 100
Pins per strip 100

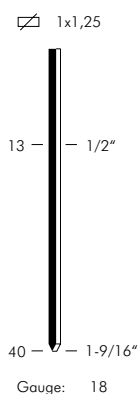
Finitura zincato
Finishing galvanized

A richiesta inox
On request stainless steel



12.40

220	12.40	12 ÷ 40 1/2" ÷ 1-9/16"	100 100	5 ÷ 7,5 70 ÷ 105	1,15 2,54	0,34 0,012	226 x 50 x 223 8-15/16" x 2" x 8-3/4"
-----	-------	---------------------------	------------	---------------------	--------------	---------------	--



modello	misure impiegabili (mm)	capacità caricatore (n.punti)	pressione (kg/cm ²)	peso (kg)	consumo aria (litri/colpo)	dimensioni (mm - L x W x H)
model	applicable sizes (inch)	magazine capacity (pieces)	pressure (PSI)	weight (lbs)	air consumption (ft ³ /cycle)	dimensions (inch - L x W x H)



B6.35

MINI	B6.35	12 ÷ 35	200	4,5 ÷ 6	1,07	0,15	240 x 43 x 192
		1/2"÷ 1-3/8"	200	65 ÷ 90	2,36	0,00530	9-1/2" x 1-11/16" x 7-9/16"

Brads B6

UTILIZZI APPLICATIONS

Fissaggi invisibili, fissaggi pre-incollaggio, finiture in legno, produzione di mobili in giunco, di cornici per quadri e specchi, listelli per porte e finestre.

Invisible fixing, pre-gluing fixing, trimming, production of rattan furniture, mirror frames and picture frames, door and window trims.



B6.50 N

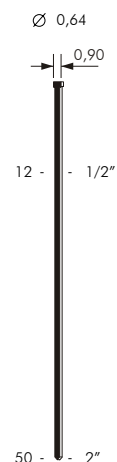
MINI	B6.50 N	22 ÷ 50	150	5 ÷ 6,5	1,15	0,22	192 x 43 x 254
		7/8"÷ 2"	150	70 ÷ 95	2,53	0,00777	7-5/8" x 1-11/16" x 10"

SPECIFICHE SPECIFICATIONS

Punti per barretta 100
Brads per strip 100

Finitura stanox
Finishing liquor finish

A richiesta inox
On request stainless steel



Gauge: 23
Head width: .035"
Shank dia: .025"

serie chiodatrice Dot series	modello	misure impiegabili (mm)	capacità caricatore (n.punti)	pressione (kg/cm ²)	peso (kg)	consumo aria (litri/colpo)	dimensioni (mm - L x W x H)
	model	applicable sizes (inch)	magazine capacity (pieces)	pressure (PSI)	weight (lbs)	air consumption (ft ³ /cycle)	dimensions (inch - L x W x H)

Brads M

UTILIZZI APPLICATIONS

Modanatura su mobili e serramenti, lavori di decorazione, assemblaggi con legno tenero, mobili in giunco, pannelli di tappezzeria e in legno, assemblaggio pannelli.

Furniture, doors and windows beading, decorative trimming, light wood assembling, rattan furniture, upholstered and trim panels, panels assembling.



MG.30

MINI	MG.30	12 ÷ 30	150	4,5 ÷ 7	0,95	0,15	213 x 43 x 167
		1/2" ÷ 1-3/16"	150	65 ÷ 100	2,09	0,0053	8-3/8" x 1-11/16" x 6-9/16"

SPECIFICHE SPECIFICATIONS

Punti per barretta 150
Brads per strip 150

Finitura zincato
Finishing galvanized

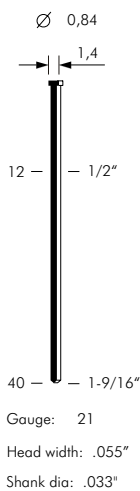
A richiesta inox,
testa verniciata

On request stainless steel,
painted head



MG.40

220	MG.40	12 ÷ 40	150	5 ÷ 7,5	1,15	0,34	226 x 50 x 223
		1/2" ÷ 1-9/16"	150	70 ÷ 105	2,54	0,012	8-15/16" x 2" x 8-3/4"



Serie Modanatura D.O. SERIES	modello	misure impiegabili (mm)	capacità caricatore (n.punti)	pressione (kg/cm ²)	peso (kg)	consumo aria (litri/colpo)	dimensioni (mm - L x W x H)
	model	applicable sizes (inch)	magazine capacity (pieces)	pressure (PSI)	weight (lbs)	air consumption (ft ³ /cycle)	dimensions (inch - L x W x H)

SPILLI E GROPPINI
PINS & BRADS

Brads 12



12.20



Versione D - D model

UTILIZZI APPLICATIONS

Modanatura su mobili e serramenti, assemblaggi di armadietti e cassetti, costruzione di barche, fissaggio battiscopa, coprifili a parete, perlinati, produzione di calzature, assemblaggio pannelli e cornici, pannelli di tappezzeria o in legno, finiture decorative interne, fissaggio cornici ferma vetro.

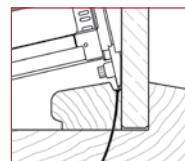
MINI	12.20	13 ÷ 20 1/2" ÷ 3/4"	100	4 ÷ 6 60 ÷ 90	0,90 1,98	0,15 0,0053	230 x 43 x 162 9-1/16" x 1-11/16" x 6-3/8"
	12.20 D	13 ÷ 20 1/2" ÷ 3/4"	100	4 ÷ 6 60 ÷ 90	1,00 2,20	0,15 0,0053	230 x 43 x 192 9-1/16" x 1-11/16" x 7-9/16"



12.40



12.40 G



Versione G - G model

Furniture, doors and windows beading, cabinets and drawers assembling, boats construction, skirting board fixing, wire covers, matchboarding, shoemaking, panels and frames assembling, upholstered and trim panels, decorative trims, glazing applications.

SPECIFICHE SPECIFICATIONS

Punti per barretta 100
Brads per strip 100

Finitura 100
Finishing galvanized

A richiesta
testa verniciata,
testa piccola (1,7),
inox, alluminio

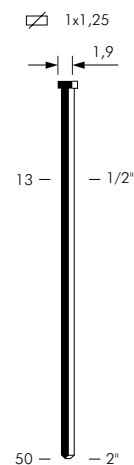
On request
painted head,
slight head (.065"),
stainless steel,
aluminium

220	12.40	12 ÷ 40 1/2" ÷ 1-9/16"	100	5 ÷ 7,5 70 ÷ 105	1,15 2,54	0,34 0,012	226 x 50 x 223 8-15/16" x 2" x 8-3/4"
	12.40 G	25 ÷ 40 1" ÷ 1-9/16"	100	5 ÷ 7 70 ÷ 100	1,25 2,76	0,34 0,012	252 x 52 x 228 9-15/16" x 2-1/16" x 9"

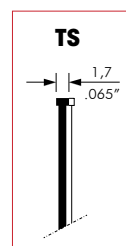


12.50

420	12.50	20 ÷ 50 3/4" ÷ 2"	110	5 ÷ 7,5 70 ÷ 105	1,35 2,98	0,54 0,01906	229 x 58 x 250 9-1/16" x 2-5/16" x 9-7/8"
-----	-------	----------------------	-----	---------------------	--------------	-----------------	--



Gauge: 18
Head width: .075"



Serie chiodatrice Dial series	modello	misure impiegabili (mm)	capacità caricatore (n.punti)	pressione (kg/cm ²)	peso (kg)	consumo aria (litri/colpo)	dimensioni (mm - L x W x H)
	model	applicable sizes (inch)	magazine capacity (pieces)	pressure (PSI)	weight (lbs)	air consumption (ft ³ /cycle)	dimensions (inch - L x W x H)

Brads 14

UTILIZZI APPLICATIONS

Serramenti, stand fieristici, lavori di carpenteria in legno, produzione di sedie e fusti per salotti, fissaggio di perlinati e battiscopa, assemblaggio con legno tenero, rivestimento a pannelli, cofani mortuari.

Doors and windows manufacturing, exhibition booths, wooden carpentry work, manufacturing of seats and living-room furniture frames, matchboarding and skirting boards fixing, light wood assembly, panelling, coffins.



14.32 CLD4

420	14.32 CLD4	20 ÷ 32	200	5 ÷ 7	1,70	0,54	510 x 58 x 213
		3/4" ÷ 1-1/4"	200	70 ÷ 100	3,75	0,01906	20-1/16" x 2-5/16" x 8-3/8"

SPECIFICHE SPECIFICATIONS

Punti per barretta 50
Brads per strip 50

Finitura zincato
Finishing galvanized

A richiesta testa verniciata, inox, alluminio

On request painted head, stainless steel, aluminium

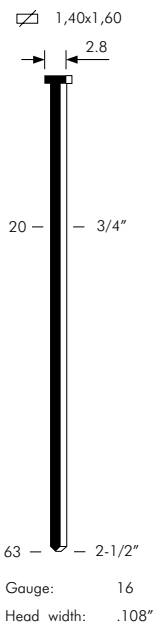


14.50



Versione A - A model

420	14.50	20 ÷ 50	100	5 ÷ 7,5	1,35	0,54	276 x 58 x 250
		3/4" ÷ 2"	100	70 ÷ 105	2,98	0,01906	10-7/8" x 2-5/16" x 9-7/8"
	14.50 A	20 ÷ 50	100	5 ÷ 7,5	1,55	0,58	276 x 58 x 276
		3/4" ÷ 2"	100	70 ÷ 105	3,42	0,0205	10-7/8" x 2-5/16" x 10-7/8"



14.63



Versione NS - NS model

710	14.63	30 ÷ 63	100	5 ÷ 7,5	1,90	1,00	290 x 77 x 250
		1-3/16" ÷ 2-1/2"	100	70 ÷ 105	4,19	0,0353	11-7/16" x 3-1/16" x 9-7/8"
	14.63 NS	30 ÷ 63	100	5 ÷ 7,5	1,90	1,00	290 x 77 x 250
		1-3/16" ÷ 2-1/2"	100	70 ÷ 105	4,19	0,0353	11-7/16" x 3-1/16" x 9-7/8"

Serie chiodatrice E.O. SPINIS	modello	misure impiegabili (mm)	capacità caricatore (n.punti)	pressione (kg/cm ²)	peso (kg)	consumo aria (litri/colpo)	dimensioni (mm - L x W x H)
	model	applicable sizes (inch)	magazine capacity (pieces)	pressure (PSI)	weight (lbs)	air consumption (ft ³ /cycle)	dimensions (inch - L x W x H)

**SPILLI E GROPPINI
PINS & BRADS**

Brads 17

UTILIZZI APPLICATIONS

Lavori di carpenteria in legno, assemblaggio mobili, allestimenti fieristici, costruzione pannelli, finitura serramenti, posa parquettes.

Wooden carpentry work, furniture frame assembly, exhibiting booths, finishing paneling, door and window trims, parquets laying.



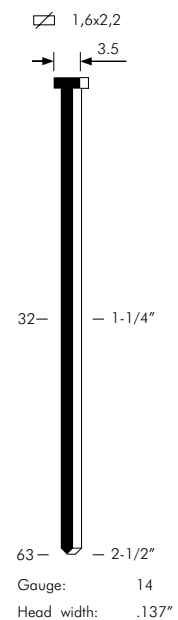
17.55

SPECIFICHE SPECIFICATIONS

Punti per barretta 37
Brads per strip 37

Finitura zincato
Finishing galvanized

710	17.55	32 ÷ 63	74	5 ÷ 8,3	1,90	1,00	290 x 77 x 250
		1-1/4" ÷ 2-1/2"	74	70 ÷ 120	4,19	0,0353	11-7/16" x 3-1/16" x 9-7/8"



Serie cilindrica Tool series	modello	misure impiegabili (mm)	capacità caricatore (n.punti)	pressione (kg/cm ²)	peso (kg)	consumo aria (litri/colpo)	dimensioni (mm - L x W x H)
	model	applicable sizes (inch)	magazine capacity (pieces)	pressure (PSI)	weight (lbs)	air consumption (ft ³ /cycle)	dimensions (inch - L x W x H)

UTILIZZI APPLICATIONS

Fissaggio pannelli di legno,
mobili in legno, telai
per porte e finestre,
decorazioni, pavimentazioni,
rivestimento a pannelli, scale.

Baseboard, wood furniture,
door and window casings,
decorations, hardwood
flooring, paneling, staircases.

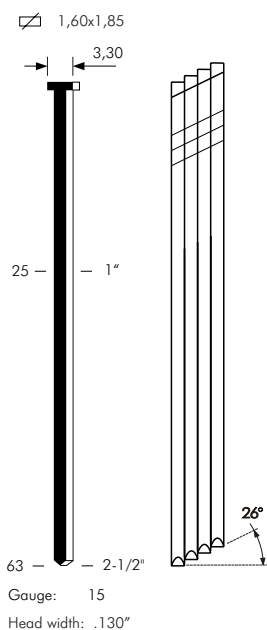
SPECIFICHE SPECIFICATIONS

Punti per barretta Brads per strip	50 50
Finitura Finishing	zincato galvanized



DB15.64

MORE	DB15.64	25 ÷ 64	100	5 ÷ 8	1,88	1,44	380 x 85 x 313
		1" ÷ 2-1/2"	100	70 ÷ 115	4,14	0,05085	15" x 3-3/8" x 12-5/16"



serie chiodatrice D.O. SPAG.	modello	misure impiegabili (mm)	capacità caricatore (n.punti)	pressione (kg/cm ²)	peso (kg)	consumo aria (litri/colpo)	dimensioni (mm - L x W x H)
	model	applicable sizes (inch)	magazine capacity (pieces)	pressure (PSI)	weight (lbs)	air consumption (ft ³ /cycle)	dimensions (inch - L x W x H)

SPILLI E GROPPINI
PINS & BRADS

DA



DA.64

MORE	DA.64	25 ÷ 64	105	5 ÷ 8	1,95	1,44	349 x 85 x 314
		1" ÷ 2-1/2"	105	70 ÷ 115	4,30	0,05085	13-3/4" x 3-3/8" x 12-3/8"

UTILIZZI APPLICATIONS

Fissaggio pannelli di legno, mobili in legno, telai per porte e finestre, decorazioni, pavimentazioni, rivestimento a pannelli, scale.

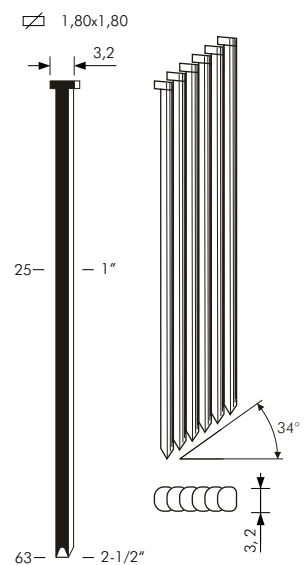
Baseboard, wood furniture, door and window casings, decorations, hardwood flooring, paneling, staircases.

SPECIFICHE SPECIFICATIONS

Punti per barretta 100
Brads per strip 100

Finitura zincato
Finishing galvanized

A richiesta inox
On request stainless steel



Gauge: 15
Head width: .126"

GRAFFE PER IMBALLAGGIO
CARTON CLOSING STAPLES



GRAFFE PER IMBALLAGGIO
CARTON CLOSING STAPLES

**GRAFFE PER IMBALLAGGIO
CARTON CLOSING STAPLES**

50

serie chiodatrice Tool series	modello	misure impiegabili (mm)	capacità caricatore (n.punti)	pressione (kg/cm ²)	peso (kg)	consumo aria (litri/colpo)	dimensioni (mm - L x W x H)
	model	applicable sizes (inch)	magazine capacity (pieces)	pressure (PSI)	weight (lbs)	air consumption (ft ³ /cycle)	dimensions (inch - L x W x H)

**SPECIFICHE
SPECIFICATIONS**

Punti per barretta Staples per strip	84
Finitura Finishing	zincato galvanized
A richiesta On request	inox stainless steel

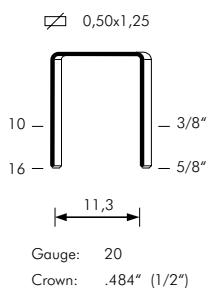


PL50.16 LJ

**UTILIZZI
APPLICATIONS**

Chiusura imballi di cartone.
Carton closing.

MINI	PL50.16 LJ	10 ÷ 16 3/8" ÷ 5/8"	210	4,5 ÷ 6,5 65 ÷ 95	1,85 4,08	0,20 0,0070	357 x 64 x 249 14" x 2-1/2" x 9-13/16"
------	------------	------------------------	-----	----------------------	--------------	----------------	---



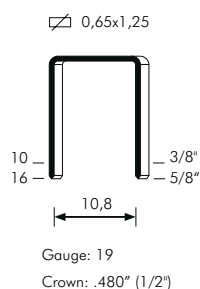
65

**SPECIFICHE
SPECIFICATIONS**

Punti per barretta Staples per strip	84
Finitura Finishing	stanox liquor finish
A richiesta On request	zincato galvanized



PL65.16 LJ



MINI	PL65.16 LJ	10 ÷ 16 3/8" ÷ 5/8"	200	4,5 ÷ 6,5 65 ÷ 95	1,85 4,08	0,20 0,0070	357 x 64 x 249 14" x 2-1/2" x 9-13/16"
------	------------	------------------------	-----	----------------------	--------------	----------------	---

Serie: elettromeccanica E.O. SERIES	modello	misure impiegabili (mm)	capacità caricatore (n.punti)	pressione (kg/cm ²)	peso (kg)	consumo aria (litri/colpo)	dimensioni (mm - L x W x H)
	model	applicable sizes (inch)	magazine capacity (pieces)	pressure (PSI)	weight (lbs)	air consumption (ft ³ /cycle)	dimensions (inch - L x W x H)

GRAFFE PER IMBALLAGGIO CARTON CLOSING STAPLES

BA



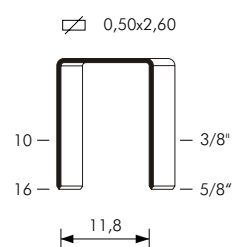
PLBA.16 LJ

MINI	PLBA.16 LJ	10 ÷ 16 3/8" ÷ 5/8"	104	4,5 ÷ 6,5 65 ÷ 95	1,85 4,08	0,20 0,0070	357 x 64 x 249 14" x 2-1/2" x 9-13/16"
------	------------	------------------------	-----	----------------------	--------------	----------------	---

SPECIFICHE SPECIFICATIONS

Punti per barretta 52
Staples per strip 52

Finitura zincato
Finishing galvanized



Gauge: 16,5
Crown: .504" (1/2")



110.16 RF

MINI	110.16 RF	12 ÷ 16 1/2" ÷ 5/8"	86	4,5 ÷ 6 65 ÷ 90	1,20 2,64	0,13 0,00459	216 x 43 x 173 8-1/2" x 1-11/16" x 6-13/16"
------	-----------	------------------------	----	--------------------	--------------	-----------------	--

UTILIZZI APPLICATIONS

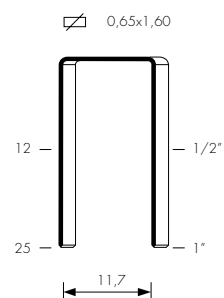
Chiusura imballi
di cartone ondulato.

Carton closing.

SPECIFICHE SPECIFICATIONS

Punti per barretta 75
Staples per strip 75

Finitura stanox
Finishing liquor finish



Gauge: 18
Crown: .512" (1/2")



PL110 LJ

220	PL110 LJ	12 ÷ 25 1/2" ÷ 1"	160	5 ÷ 6,5 70 ÷ 95	2,73 6,00	0,25 0,00883	360 x 70 x 330 14-3/16" x 2-3/4" x 13"
-----	----------	----------------------	-----	--------------------	--------------	-----------------	---

**GRAFFE PER IMBALLAGGIO
CARTON CLOSING STAPLES**

590

**UTILIZZI
APPLICATIONS**

Chiusura imballi di cartone,
fissaggio di cartone su bancale.

Carton closing, carton-to-skid.

**SPECIFICHE
SPECIFICATIONS**

Punti per barretta 58
Brads per strip 58

Finitura lucido
Finishing bright

Serie chiodatrice Tool series	modello	misure impiegabili (mm)	capacità caricatore (n.punti)	pressione (kg/cm ²)	peso (kg)	consumo aria (litri/colpo)	dimensioni (mm - L x W x H)
	model	applicable sizes (inch)	magazine capacity (pieces)	pressure (PSI)	weight (lbs)	air consumption (ft ³ /cycle)	dimensions (inch - L x W x H)



590.38

710	590.38	18 ÷ 38	130	5 ÷ 7,5	2,20	1,00	350 x 77 x 230
		11/16" ÷ 1-1/2"	130	70 ÷ 105	4,85	0,0353	13-13/16" x 3-1/16" x 9-1/16"

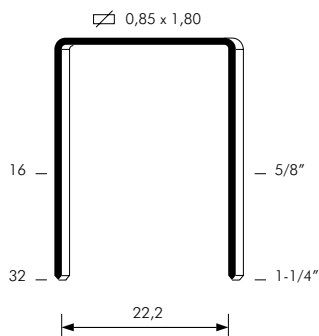


590.38 RF



Versione RF- RF model

710	590.38 RF	18 ÷ 38	130	5 ÷ 7,5	2,70	1,00	350 x 77 x 262
		11/16" ÷ 1-1/2"	130	70 ÷ 105	5,95	0,0353	13-13/16" x 3-1/16" x 10-5/16"



Gauge: 17
Crown: .982" (1")



590.38 CP



Versione CP - CP model

710	590.38 RF	18 ÷ 38	130	5 ÷ 7,5	2,70	1,00	350 x 77 x 845
		11/16" ÷ 1-1/2"	130	70 ÷ 105	5,95	0,0353	13-13/16" x 3-1/16" x 33-1/4"

Serie Modulare D.O. SERIES	modello	misure impiegabili (mm)	capacità caricatore (n.punti)	pressione (kg/cm ²)	peso (kg)	consumo aria (litri/colpo)	dimensioni (mm - L x W x H)
	model	applicable sizes (inch)	magazine capacity (pieces)	pressure (PSI)	weight (lbs)	air consumption (ft ³ /cycle)	dimensions (inch - L x W x H)

GRAFFE PER IMBALLAGGIO CARTON CLOSING STAPLES

32



32.18 M

UTILIZZI APPLICATIONS

Chiusura imballi
di cartone ondulato.

Carton closing.

CRT	32.18 M	15 ÷ 18	100	-	2,25	-	380 x 115 x 290
		5/8" ÷ 3/4"	100	-	4,96	-	15" x 4-9/16" x 11-7/16"



32.18 - 32.22

SPECIFICHE SPECIFICATIONS

Punti per barretta 50
Staples per strip 50

Finitura ramato
Finishing coppered

CRT	32.18	15 ÷ 18	100	5 ÷ 7	2,45	1,32	342 x 115 x 222
		5/8" ÷ 3/4"	100	70 ÷ 100	5,40	0,0466	13-7/16" x 4-1/2" x 8-3/4"
	32.22	18 ÷ 22	100	5 ÷ 7	2,45	1,32	342 x 115 x 222
		3/4" ÷ 7/8"	100	70 ÷ 100	5,40	0,0466	13-7/16" x 4-1/2" x 8-3/4"



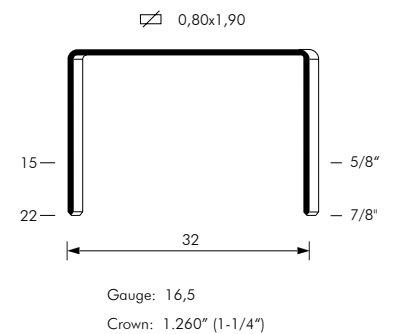
MB.32



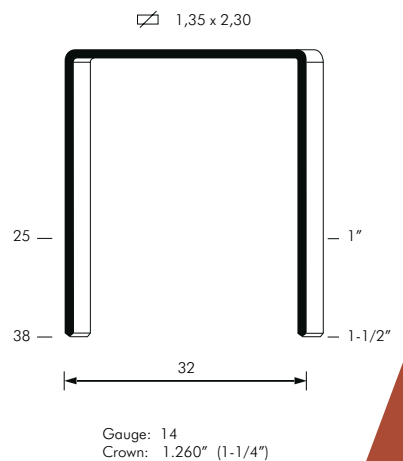
PB.32



Versione SA - SA model
a richiesta - on request



CRT	MB.32	15 ÷ 22	200	-	32,70	-	760 x 550 x 1250
		5/8" ÷ 7/8"	200	-	72,09	-	30" x 21-5/8" x 49-1/4"
	PB.32	15 ÷ 22	200	5 ÷ 6	31,80	2,78	680 x 550 x 1270
		5/8" ÷ 7/8"	200	70 ÷ 90	70,10	0,09817	27-9/16" x 21-5/8" x 50"

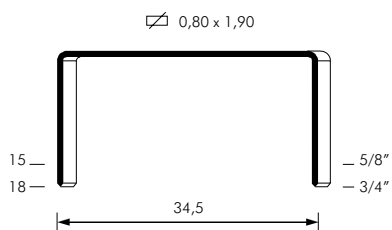


JUMBO 32.32

CRT	JUMBO 32.32	25 ÷ 38	100	5 ÷ 7	6,00	6,70	360 x 174 x 335
		1" ÷ 1-1/2"	100	70 ÷ 100	13,23	0,23661	14-3/16" x 6-7/8" x 13-3/16"

**GRAFFE PER IMBALLAGGIO
CARTON CLOSING STAPLES**

34



Gauge: 16,5
Crown: 1.358" (1-3/8")

Serie chiodatrice Dot series	modello	misure impiegabili (mm)	capacità caricatore (n.punti)	pressione (kg/cm ²)	peso (kg)	consumo aria (litri/colpo)	dimensioni (mm - L x W x H)
	model	applicable sizes (inch)	magazine capacity (pieces)	pressure (PSI)	weight (lbs)	air consumption (ft ³ /cycle)	dimensions (inch - L x W x H)



34.18 M

CRT	34.18 M	15 ÷ 18	100	-	2,25	-	380 x 115 x 290
		5/8" ÷ 3/4"	100	-	4,96	-	15" x 4-9/16" x 11-7/16"

**UTILIZZI
APPLICATIONS**

Chiusura imballi
di cartone ondulato.

Carton closing.

**SPECIFICHE
SPECIFICATIONS**

Punti per barretta 50
Staples per strip 50

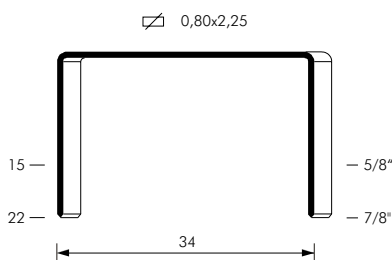
Finitura ramato
Finishing coppered



34.18

CRT	34.18	15 ÷ 18	100	5 ÷ 7	2,45	1,32	342 x 115 x 222
		5/8" ÷ 3/4"	100	70 ÷ 100	4,63	0,0466	13-7/16" x 4-1/2" x 8-3/4"

34L



Gauge: 16
Crown: 1.338" (1-3/8")



34L.18 - 34L.22

CRT	34L.18	15 ÷ 18	100	5 ÷ 7	2,45	1,32	342 x 115 x 222
		5/8" ÷ 3/4"	100	70 ÷ 100	5,40	0,0466	13-7/16" x 4-1/2" x 8-3/4"
	34L.22	18 ÷ 22	100	5 ÷ 7	2,45	1,32	342 x 115 x 222
		3/4" ÷ 7/8"	100	70 ÷ 100	5,40	0,0466	13-7/16" x 4-1/2" x 8-3/4"

Serie chiodatrice D.O. SERIES	modello	misure impiegabili (mm)	capacità caricatore (n.punti)	pressione (kg/cm ²)	peso (kg)	consumo aria (litri/colpo)	dimensioni (mm - L x W x H)
	model	applicable sizes (inch)	magazine capacity (pieces)	pressure (PSI)	weight (lbs)	air consumption (ft ³ /cycle)	dimensions (inch - L x W x H)

GRAFFE PER IMBALLAGGIO CARTON CLOSING STAPLES

35



35.18 M

UTILIZZI APPLICATIONS

Chiusura imballi
di cartone ondulato.

Carton closing.

CRT	35.18 M	15 ÷ 18	100	-	2,25	-	380 x 115 x 290
		5/8" ÷ 3/4"	100	-	4,96	-	15" x 4-1/2" x 11-7/16"



35.18 - 35.22

SPECIFICHE SPECIFICATIONS

Punti per barretta 50
Staples per strip 50

Finitura ramato
Finishing coppered

CRT	35.18	15 ÷ 18	100	5 ÷ 7	2,10	2,45	342 x 115 x 222
		5/8" ÷ 3/4"	100	70 ÷ 100	4,63	0,0466	13-7/16" x 4-1/2" x 8-3/4"
	35.22	18 ÷ 22	100	5 ÷ 7	2,10	2,45	342 x 115 x 222
		3/4" ÷ 7/8"	100	70 ÷ 100	4,63	0,0466	13-7/16" x 4-1/2" x 8-3/4"



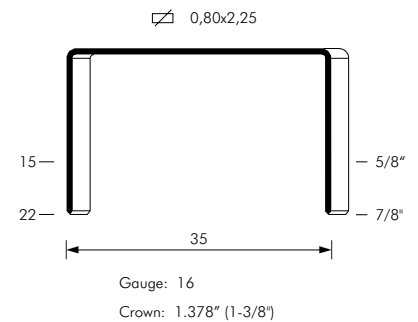
MB.35



PB.35



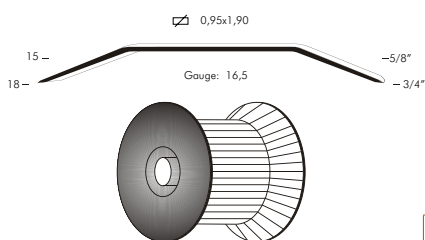
Versione SA - SA model
a richiesta - on request



CRT	MB.35	15 ÷ 22	200	-	32,70	-	760 x 550 x 1250
		5/8" ÷ 7/8"	200	-	72,09	-	30" x 21-5/8" x 49-1/4"
	PB.35	15 ÷ 22	200	5 ÷ 6	31,80	2,78	700 x 550 x 1270
		5/8" ÷ 7/8"	200	70 ÷ 90	70,10	0,09817	27-9/16" x 21-5/8" x 50"

**GRAFFE PER IMBALLAGGIO
CARTON CLOSING STAPLES**

Roll C



C.18 Roll

CRT	C.18 Roll	15 ÷ 18	1000	5 ÷ 7	2,35	1,32	237 x 115 x 222
		5/8" ÷ 3/4"	1000	70 ÷ 100	5,18	0,0466	9-5/16" x 4-1/2" x 8-3/4"

SPECIFICHE SPECIFICATIONS

Punti per rotolo 1000
Staples per coil 1000

Finitura ramato
Finishing coppered

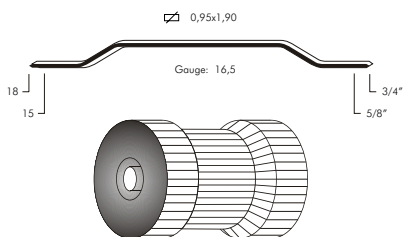
A richiesta 5000 punti
per rotolo
On request 5000 staples
per coil

UTILIZZI APPLICATIONS

Chiusura imballi
di cartone ondulato.

Carton closing.

Roll 34



34.18 Roll

CRT	34.18 Roll	15 ÷ 18	1000	5 ÷ 7	2,35	1,32	237 x 115 x 222
		5/8" ÷ 3/4"	1000	70 ÷ 100	5,18	0,0466	9-5/16" x 4-1/2" x 8-3/4"

SPECIFICHE SPECIFICATIONS

Punti per rotolo 1000
Staples per coil 1000

Finitura ramato
Finishing coppered

A richiesta 4000 punti
per rotolo
On request 4000 staples
per coil

Serie Modulare D.O. SERIES	modello	misure impiegabili (mm)	capacità caricatore (n.punti)	pressione (kg/cm ²)	peso (kg)	consumo aria (litri/colpo)	dimensioni (mm - L x W x H)
	model	applicable sizes (inch)	magazine capacity (pieces)	pressure (PSI)	weight (lbs)	air consumption (ft ³ /cycle)	dimensions (inch - L x W x H)

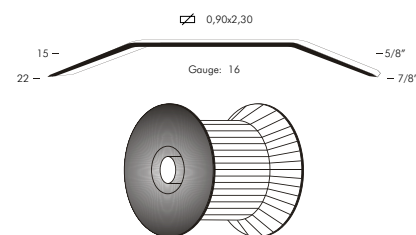
GRAFFE PER IMBALLAGGIO CARTON CLOSING STAPLES

Roll A



A.18 Roll - A.22 Roll

CRT	A.18 Roll	15 ÷ 18	1000	5 ÷ 7	2,35	1,32	237 x 115 x 222
			5/8" ÷ 3/4"	1000	70 ÷ 100	5,18	0,0466
A.22 Roll		18 ÷ 22	1000	5 ÷ 7	2,35	1,32	237 x 115 x 222
		3/4" ÷ 7/8"	1000	70 ÷ 100	5,18	0,0466	9-5/16" x 4-1/2" x 8-3/4"



SPECIFICHE SPECIFICATIONS

Punti per rotolo Staples per coil	1000 1000
Finitura Finishing	ramato coppered
A richiesta On request	5000 punti per rotolo 5000 staples per coil

UTILIZZI APPLICATIONS

Chiusura imballi
di cartone ondulato.

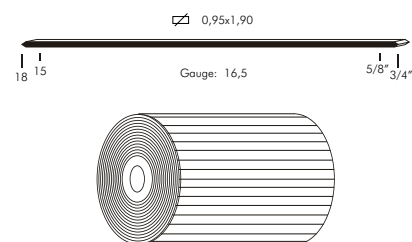
Carton closing.



D.18 Roll


CRT	D.18 Roll	15 ÷ 18	1000	5 ÷ 7	2,35	1,32	237 x 115 x 222
			5/8" ÷ 3/4"	1000	70 ÷ 100	5,18	0,0466

Roll D



SPECIFICHE SPECIFICATIONS

Punti per rotolo Staples per coil	1000 1000
Finitura Finishing	ramato coppered
A richiesta On request	5000 punti per rotolo 5000 staples per coil



PUNTI E APPLICAZIONI SPECIALI
SPECIAL FASTENERS AND APPLICATIONS

PUNTI E APPLICAZIONI SPECIALI **SPECIAL FASTENERS AND APPLICATIONS**

Pellicceria / Fur dressing
Cornici / Picture frames
Graffe corrugate / Corrugated staples
Imballo alimenti / Food packaging
Hog-rings / Hog-rings

77

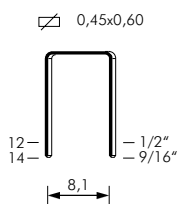
Serie chiodatrice Tool series	modello	misure impiegabili (mm)	capacità caricatore (n.punti)	pressione (kg/cm ²)	peso (kg)	consumo aria (litri/colpo)	dimensioni (mm - L x W x H)
	model	applicable sizes (inch)	magazine capacity (pieces)	pressure (PSI)	weight (lbs)	air consumption (ft ³ /cycle)	dimensions (inch - L x W x H)



77F



Versione V - V model



Gauge: 25
Crown: .354" (3/8")

100	77F	10 ÷ 14	215	3,5 ÷ 4,5	0,60	0,10	200 x 33 x 147
		3/8" ÷ 9/16"	215	50 ÷ 65	1,32	0,00353	7-7/8" x 1-5/16" x 5-13/16"
	77FV	10 ÷ 14	215	4 ÷ 6	0,60	0,10	200 x 33 x 147
		3/8" ÷ 9/16"	215	60 ÷ 90	1,32	0,00353	7-7/8" x 1-5/16" x 5-13/16"

SPECIFICHE SPECIFICATIONS

Punti per barretta 200
Staples per strip 200

Finitura zincato
Finishing galvanized

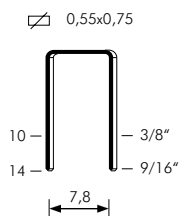
A richiesta DP (punte divergenti)
On request DP (divergent point)

UTILIZZI APPLICATIONS

Manifattura di pellicce.
Fur dressing.



3G



Gauge: 23
Crown: .350" (3/8")



3GF



Versione V - V model

SPECIFICHE SPECIFICATIONS

Punti per barretta 167
Staples per strip 167

Finitura zincato
Finishing galvanized

A richiesta DP (punte divergenti)
On request DP (divergent point)

100	3GF	10 ÷ 14	175	3,5 ÷ 4,5	0,60	0,10	200 x 33 x 147
		3/8" ÷ 9/16"	175	50 ÷ 65	1,32	0,00353	7-7/8" x 1-5/16" x 5-13/16"
	3GFV	10 ÷ 14	175	4 ÷ 6	0,60	0,10	200 x 33 x 147
		3/8" ÷ 9/16"	175	60 ÷ 90	1,32	0,00353	7-7/8" x 1-5/16" x 5-13/16"

modello	misure impiegabili (mm)	capacità caricatore (n.punti)	pressione (kg/cm ²)	peso (kg)	consumo aria (litri/colpo)	dimensioni (mm - L x W x H)
model	applicable sizes (inch)	magazine capacity (pieces)	pressure (PSI)	weight (lbs)	air consumption (lit/cycle)	dimensions (inch - L x W x H)



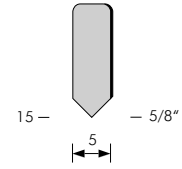
53 - 53.4



Versione V - V model

100	53	15	300	4 ÷ 6	0,60	0,10	200 x 33 x 153
		5/8"	300	60 ÷ 90	1,32	0,00353	7-7/8" x 1-5/16" x 6-1/32"
	53.4	15	300	4 ÷ 6	0,60	0,10	200 x 33 x 153
		5/8"	300	60 ÷ 90	1,32	0,00353	7-7/8" x 1-5/16" x 6-1/32"
	53.4 V	15	300	4 ÷ 6	0,60	0,10	200 x 33 x 153
		5/8"	300	60 ÷ 90	1,32	0,00353	7-7/8" x 1-5/16" x 6-1/32"

Spessore 0,38



Width: .196" (3/16")
Thickness: .015"

SPECIFICHE SPECIFICATIONS

Punti per barretta 300
Flex-tabs per strip 300

Finitura nere
Finishing black

UTILIZZI APPLICATIONS

Cornici per quadri, per fotografie e specchi.
Picture frames, photo frames and mirror frames.

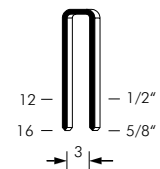


53.4 AB

100	53.4 AB	15	300	4 ÷ 6	0,65	0,10	200 x 42 x 146
		5/8"	300	60 ÷ 90	1,43	0,00353	7-7/8" x 1-11/16" x 5-3/4"

4097

0,65x0,95



Gauge: 21
Crown: .170" (3/16")

SPECIFICHE SPECIFICATIONS

Punti per barretta 125
Staples per strip 125

Finitura zincato
Finishing galvanized



4097 PF

100	4097 PF	12 ÷ 16	130	3,5 ÷ 6	0,65	0,10	200 x 33 x 150
		1/2" ÷ 5/8"	130	50 ÷ 90	1,43	0,00353	7-7/8" x 1-5/16" x 5-15/16"

CORNICI
PICTURE FRAME

VN11

Serie chiodatrice (Tool series)	modello	misure impiegabili (mm)	capacità caricatore (n.punti)	pressione (kg/cm ²)	peso (kg)	consumo aria (litri/ciclo)	dimensioni (mm - L x W x H)
	model	applicable sizes (inch)	magazine capacity (pieces)	pressure (PSI)	weight (lbs)	air consumption (ft ³ /cycle)	dimensions (inch - L x W x H)

UTILIZZI
APPLICATIONS

Costruzione di cornici in legno.

Picture frame manufacture.

SPECIFICHE
SPECIFICATIONS

Punti per barretta 200
Staples per strip 200

Finitura lucido
Finishing bright

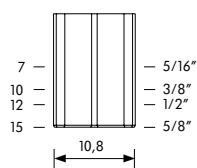


VN11.15



Costruzione cornici
Picture frame manufacture

220	VN11.15	7 ÷ 15	220	5 ÷ 6,5	1,50	0,31	224 x 50 x 215
		5/16" ÷ 5/8"	220	70 ÷ 95	3,31	0,01095	8-7/8" x 2" x 8-7/16"



Crown: .425" (7/16")

Serie chiodatrice E.O. SERIES	modello	misure impiegabili (mm)	capacità caricatore (n.punti)	pressione (kg/cm ²)	peso (kg)	consumo aria (litri/colpo)	dimensioni (mm - L x W x H)
	model	applicable sizes (inch)	magazine capacity (pieces)	pressure (PSI)	weight (lbs)	air consumption (ft ³ /cycle)	dimensions (inch - L x W x H)

GRAFFE CORRUGATE CORRUGATED STAPLES

CF

UTILIZZI APPLICATIONS

Assemblaggio di giunti ad angolo in mobili e armadietti, fabbricazione di telai per porte e finestre, costruzioni di travature, produzione di casse in legno.

Miter joints in cabinet & furniture frames, production of door and window sash, truss construction, wooden boxes making.



CF.15 A



Assemblaggio telai
Furniture frame production

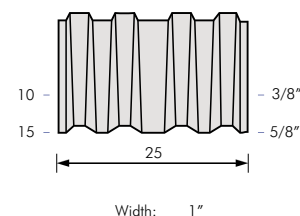
SPECIFICHE SPECIFICATIONS

Punti per barretta 63
Staples per strip 63

Finitura lucido
Finishing bright

A richiesta inox
On request stainless steel

720	CF.15 A	10 ÷ 15	80	5 ÷ 7,5	2,50	1,10	319 x 77 x 254
		3/8" ÷ 5/8"	80	70 ÷ 105	5,51	0,0388	12-9/16" x 3-1/16" x 10"



Serie chiodatrice Tool series	modello	misure impiegabili (mm)	capacità caricatore (n.punti)	pressione (kg/cm ²)	peso (kg)	consumo aria (litri/colpo)	dimensioni (mm - L x W x H)
	model	applicable sizes (inch)	magazine capacity (pieces)	pressure (PSI)	weight (lbs)	air consumption (ft ³ /cycle)	dimensions (inch - L x W x H)

UTILIZZI APPLICATIONS

Imballo di alimenti in sacchetti di polipropilene.

Food packaging in polypropylene bags.

SPECIFICHE SPECIFICATIONS

Punti per barretta 50
Staples per strip 50

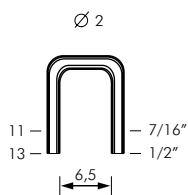
Finitura alluminio
Finishing aluminium



HR-PS II



Chiusura sacchetti
Polypropylene bag closing



Gauge: 14
Crown: .393" (3/8")

SPC	HR-PS II	11 ÷ 13	150	-	6,00	-	415 x 162 x 765
		7/16" ÷ 1/2"	150	-	13,22	-	16-3/8" x 6-3/8" x 30-1/8"

Serie di macchine EQUIPAGES	modello	misure impiegabili (mm)	capacità caricatore (n.punti)	pressione (kg/cm ²)	peso (kg)	consumo aria (litri/colpo)	dimensioni (mm - L x W x H)
	model	applicable sizes (inch)	magazine capacity (pieces)	pressure (PSI)	weight (lbs)	air consumption (ft ³ /cycle)	dimensions (inch - L x W x H)

HOG-RINGS
HOG-RINGS

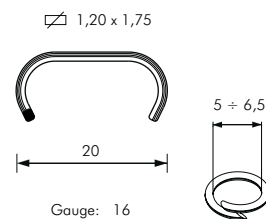
SR8



G-7



Costruzione gabbie
Cage manufacture



MAN.	G-7	20	130	-	0,35	-	185 x 28 x 102
		3/4"	130	-	0,77	-	7-5/16" x 1-1/8" x 4"

UTILIZZI APPLICATIONS

Recinzioni, chiusura confezioni,
etichette, costruzione di gabbie.
Fencing, bag closure, labels,
cage manufacture.

SPECIFICHE SPECIFICATIONS

Punti per barretta 50
Hog-rings per strip 50

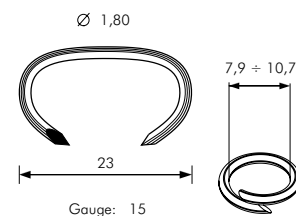
Finitura zincato
Finishing galvanized

A richiesta anelli sciolti
On request loose rings

HR23



HR23 M8



UTILIZZI APPLICATIONS

Costruzioni di sedili, costruzione
di gabbie, anelli per recinzioni,
chiusura confezioni, materassi,
gabbiette, molle su fili di
bordura.

Seat manufacture, cage
manufacture, chain link fencing,
bag closure, mattress, small
caging, spring to border wires.



Costruzione sedili
Seat manufacture

SPECIFICHE SPECIFICATIONS

Punti per barretta 100
Hog-rings per strip 100

Finitura zincato
Finishing galvanized

A richiesta ramato
On request coppered
50 pcs per strip

HR	HR23 M8	23	130	5 ÷ 7	1,45	1,50	198 x 97 x 354
		7/8"	130	70 ÷ 100	3,20	0,05297	7-13/16" x 3-13/16" x 14"



CHIODI
NAILS

CHIODI
NAILS

Stecca / Strip
Rotolo 16° / Coil 16°
Stecca PVC 21° / Strip PVC 21°

FN21

Serie chiodatura Tool series	modello	misure impiegabili (mm)	capacità caricatore (n.punti)	pressione (kg/cm ²)	peso (kg)	consumo aria (litri/colpo)	dimensioni (mm - L x W x H)
	model	applicable sizes (inch)	magazine capacity (pieces)	pressure (PSI)	weight (lbs)	air consumption (ft ³ /cycle)	dimensions (inch - L x W x H)

SPECIFICHE SPECIFICATIONS

Punti per barretta Nails per strip	38	
Finitura Finishing	zincato galvanized	
A richiesta On request	inox stainless steel	
□ 1,90x2,15		
Gauge: 13		
Head width: .275"		



TN22

SPECIFICHE SPECIFICATIONS

Punti per barretta Nails per strip	37	
Finitura Finishing	lucido bright	
∅ 2,2		
Gauge: 13		
Shank dia: .086"		
Head width: .275"		

TN.50

710	TN.50	25 ÷ 64	76	5 ÷ 7,5	1,90	1,00	290 x 77 x 250
		1" ÷ 2-1/2"	76	70 ÷ 105	4,19	0,0353	11-7/16" x 3-1/16" x 9-7/8"

UTILIZZI APPLICATIONS

Produzione di tavoli, letti, sedie, cucine componibili e cofani mortuari, allestimenti fieristici, fissaggio di lamiera sottili, pavimentazione, costruzione di case prefabbricate, porte e finestre.

Production of tables, beds, seats, kitchen units and caskets, exhibiting booths, fixing of metal sheets, flooring, construction of prefabricated houses, doors and windows.

Serie Modulare E.O. SERIES	modello	misure impiegabili (mm)	capacità caricatore (n.punti)	pressione (kg/cm ²)	peso (kg)	consumo aria (litri/colpo)	dimensioni (mm - L x W x H)
	model	applicable sizes (inch)	magazine capacity (pieces)	pressure (PSI)	weight (lbs)	air consumption (ft ³ /cycle)	dimensions (inch - L x W x H)

TN 22 Beton



TN.15

710	TN.15	12 ÷ 15	80	5 ÷ 7,5	1,80	1,00	290 x 77 x 250
		1/2" ÷ 5/8"	80	70 ÷ 105	3,97	0,03530	11-7/16" x 3-1/16" x 9-7/8"

UTILIZZI APPLICATIONS

Botti, fissaggio lamiere, pavimentazioni, fissaggio su cemento.

Barrel, sheet metal fastening, flooring, fastening on cement.



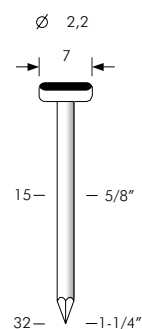
TN.32

710	TN.32	15 ÷ 32	80	5 ÷ 7,5	1,90	1,00	290 x 77 x 250
		5/8" ÷ 1-1/4"	80	70 ÷ 105	4,19	0,03530	11-7/16" x 3-1/16" x 9-7/8"

SPECIFICHE SPECIFICATIONS

Punti per barretta 40
Nails per strip 40

Finitura temprato zincato
Finishing galvanized hardened



Gauge: 13
Shank dia: .086"
Head width: .275"

Serie chiodatura Tool series	modello	diametro gambo (mm)	misure impieghiabili (mm)	capacità caricatore (n.punti)	pressione (kg/cm ²)	peso (kg)	consumo aria (litri/colpo)	dimensioni (mm - L x W x H)
	model	shank diameter (inch)	applicable sizes (inch)	magazine capacity (pieces)	pressure (PSI)	weight (lbs)	air consumption (ft ³ /cycle)	dimensions (inch - L x W x H)

CNW 21

UTILIZZI APPLICATIONS

Rivestimenti, pavimentazioni, pedane, recinzioni, tetti in legno, finiture esterne in legno, imballaggi in legno.

Sheathing, subflooring, decking, fencing, roof decking, exterior trimming, wooden packaging.

SPECIFICHE SPECIFICATIONS

Punti per rotolo 350
Nails per coil 350

Finitura lucido
Finishing bright

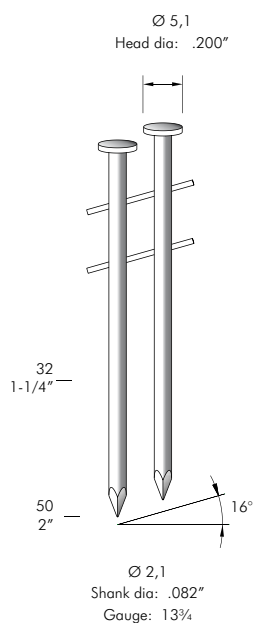
A richiesta zincato
On request galvanized

Gambo a richiesta
Shank on request

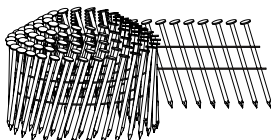


CN25.50

MORE	CN25.50	2,1 ÷ 2,3	32 ÷ 50	200 ÷ 350	5 ÷ 8	2,00	1,65	310 x 128 x 290
		.082" ÷ .92"	1-1/4" ÷ 2"	200 ÷ 350	70 ÷ 115	4,40	0,05827	12-3/16" x 5-1/16" x 11-7/16"



Avvolgimento conico
Conical winding



modello	diametro gambo (mm)	misure impieghiabili (mm)	capacità caricatore (n.punti)	pressione (kg/cm ²)	peso (kg)	consumo aria (litri/colpo)	dimensioni (mm - L x W x H)
model	shank diameter (inch)	applicable sizes (inch)	magazine capacity (pieces)	pressure (PSI)	weight (lbs)	air consumption (ft ³ /cycle)	dimensions (inch - L x W x H)

CNW 203



CN25.50

MORE	CN25.50	2,1 ÷ 2,3	32 ÷ 50	200 ÷ 350	5 ÷ 8	2,00	1,65	310 x 128 x 290
		.082" ÷ .092"	1-1/4" ÷ 2"	200 ÷ 350	70 ÷ 115	4,40	0,05827	12-3/16" x 5-1/16" x 11-7/16"

UTILIZZI APPLICATIONS

Rivestimenti, pavimentazioni, pedane, recinzioni, tetti in legno, finiture esterne in legno, imballaggi in legno.

Sheathing, subflooring, decking, fencing, roof decking, exterior trimming, wooden packaging.



CN23.57

MORE	CN23.57	2,1 ÷ 2,3	25 ÷ 57	300 ÷ 350	5 ÷ 8	2,67	1,70	310 x 132 x 285
		.082" ÷ .092"	1" ÷ 2-1/4"	300 ÷ 350	70 ÷ 115	5,89	0,06003	12-3/16" x 5-3/16" x 11-1/4"

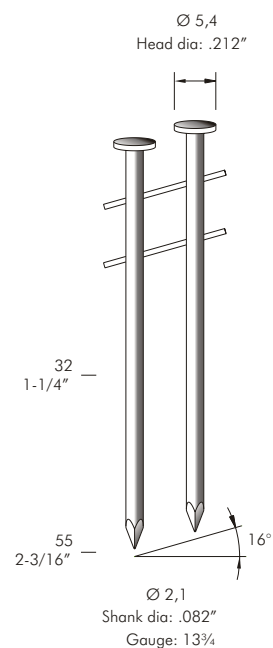
SPECIFICHE SPECIFICATIONS

Punti per rotolo 350
Nails per coil 350

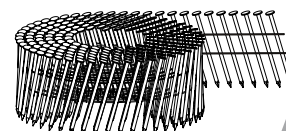
Finitura lucido
Finishing bright

A richiesta zincato
On request galvanized

Gambo a richiesta
Shank on request



Avvolgimento piatto
Flat winding



**CHIODI ROLOLO
COIL NAILS**

serie chiodatura coil series	modello	diametro gambo (mm)	misure impieghiabili (mm)	capacità caricatore (n.punti)	pressione (kg/cm ²)	peso (kg)	consumo aria (litri/colpo)	dimensioni (mm - L x W x H)
	model	shank diameter (inch)	applicable sizes (inch)	magazine capacity (pieces)	pressure (PSI)	weight (lbs)	air consumption (ft ³ /cycle)	dimensions (inch - L x W x H)

CNW 23



CN23.57

UTILIZZI APPLICATIONS

Rivestimenti, pavimentazioni, pedane, recinzioni, tetti in legno, finiture esterne in legno, imballaggi in legno.

Sheathing, subflooring, decking, fencing, roof decking, exterior trimming, wooden packaging.

MORE	CN23.57	2,1 ÷ 2,3	25 ÷ 57	300 ÷ 350	5 ÷ 8	1,70	310 x 132 x 285	
		.082" ÷ .092"	1" ÷ 2-1/4"	300 ÷ 350	70 ÷ 115	0,06003	12-3/16" x 5-3/16" x 11-1/4"	

SPECIFICHE SPECIFICATIONS

Punti per rotolo 300
Nails per coil 300

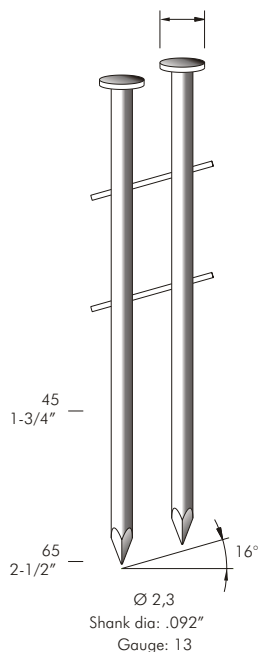
Finitura lucido
Finishing bright

A richiesta zincato
On request galvanized

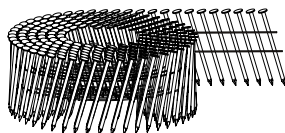
Gambo a richiesta
Shank on request



Ø 5,4 ÷ Ø 5,9
Head dia: .212" ÷ .232"



Avvolgimento piatto
Flat winding



CN28.65

MORE	CN28.65	2,3 ÷ 2,8	32 ÷ 65	200 ÷ 400	5 ÷ 8	2,05	2,97	310 x 128 x 326
		.092" ÷ .110"	1-1/4" ÷ 2-1/2"	200 ÷ 400	70 ÷ 115	4,50	0,10488	12-3/16" x 5-1/16" x 12-7/8"



CN31.65

MORE	CN31.65	2,3 ÷ 3,1	32 ÷ 65	200 ÷ 300	5 ÷ 8	2,10	2,46	310 x 128 x 326
		.092" ÷ .120"	1-1/4" ÷ 2-1/2"	200 ÷ 300	70 ÷ 115	4,60	0,08687	12-3/16" x 5-1/16" x 12-7/8"

modello	diametro gambo (mm)	misure impieghiabili (mm)	capacità caricatore (n.punti)	pressione (kg/cm ²)	peso (kg)	consumo aria (litri/colpo)	dimensioni (mm - L x W x H)
model	shank diameter (inch)	applicable sizes (inch)	magazine capacity (pieces)	pressure (PSI)	weight (lbs)	air consumption (ft ³ /cycle)	dimensions (inch - L x W x H)

CNW 25



CN28.65

MORE	CN28.65	2,3 ÷ 2,8	32 ÷ 65	200 ÷ 400	5 ÷ 8	2,05	2,97	310 x 128 x 326
		.092" ÷ .110"	1-1/4" ÷ 2-1/2"	200 ÷ 400	70 ÷ 115	4,50	0,10488	12-3/16" x 5-1/16" x 12-7/8"

UTILIZZI APPLICATIONS

Rivestimenti, pavimentazioni, pedane, recinzioni, tetti in legno, finiture esterne in legno, imballaggi in legno.

Sheathing, subflooring, decking, fencing, roof decking, exterior trimming, wooden packaging.

SPECIFICHE SPECIFICATIONS

Punti per rotolo 300
Nails per coil 300

Finitura lucido
Finishing bright

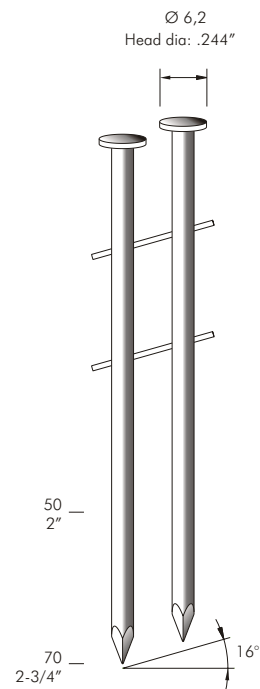
A richiesta zincato
On request galvanized

Gambo a richiesta
Shank on request

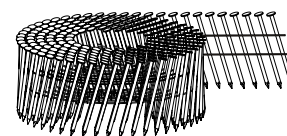


CN31.65

MORE	CN31.65	2,3 ÷ 3,1	32 ÷ 65	200 ÷ 300	5 ÷ 8	2,10	2,46	310 x 128 x 326
		.092" ÷ .120"	1-1/4" ÷ 2-1/2"	200 ÷ 300	70 ÷ 115	4,60	0,08687	12-3/16" x 5-1/16" x 12-7/8"



Avvolgimento piatto
Flat winding



CN29.70

MORE	CN29.70	2,5 ÷ 2,9	45 ÷ 70	250 ÷ 300	5 ÷ 8	3,60	2,69	350 x 129 x 316
		.099" ÷ .113"	1-3/4" ÷ 2-3/4"	250 ÷ 300	70 ÷ 115	7,90	0,09500	13-3/4" x 5-1/16" x 12-7/16"

CHIODI ROLOLO
COIL NAILS

Serie chiodatura Tool series	modello	diametro gambo (mm)	misure impieghiabili (mm)	capacità caricatore (n.punti)	pressione (kg/cm ²)	peso (kg)	consumo aria (litri/colpo)	dimensioni (mm - L x W x H)
	model	shank diameter (inch)	applicable sizes (inch)	magazine capacity (pieces)	pressure (PSI)	weight (lbs)	air consumption (ft ³ /cycle)	dimensions (inch - L x W x H)

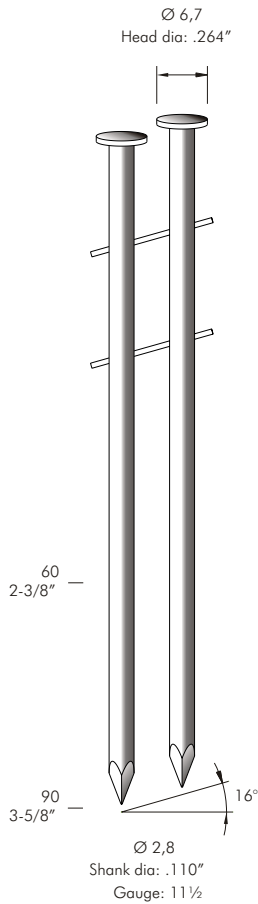
CNW 28

UTILIZZI
APPLICATIONS

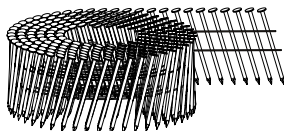
Rivestimenti, pavimentazioni, pedane, recinzioni, tetti e case in legno, finiture esterne in legno.
Sheathing, subflooring, decking, fencing, wooden roof and house, exterior trimming.

SPECIFICHE
SPECIFICATIONS

- Punti per rotolo 250
Nails per coil 250
- Finitura lucido
Finishing bright
- A richiesta zincato
On request galvanized
- Gambo a richiesta Shank on request



Avvolgimento piatto
Flat winding



CN28.65

MORE	CN28.65	2,3 ÷ 2,8	32 ÷ 65	200 ÷ 400	5 ÷ 8	2,05	2,97	310 x 128 x 326
		.092" ÷ .110"	1-1/4" ÷ 2-1/2"	200 ÷ 400	70 ÷ 115	4,50	0,10488	12-3/16" x 5-1/16" x 12-7/8"



CN31.65

MORE	CN31.65	2,3 ÷ 3,1	32 ÷ 65	200 ÷ 300	5 ÷ 8	2,10	2,46	310 x 128 x 326
		.092" ÷ .120"	1-1/4" ÷ 2-1/2"	200 ÷ 400	70 ÷ 115	4,60	0,08687	12-3/16" x 5-1/16" x 12-7/8"



CN29.70

MORE	CN29.70	2,5 ÷ 2,9	45 ÷ 70	250 ÷ 300	5 ÷ 8	3,60	2,69	350 x 129 x 316
		.099" ÷ .113"	1-3/4" ÷ 2-3/4"	250 ÷ 300	70 ÷ 115	7,90	0,09500	13-3/4" x 5-1/16" x 12-7/16"

modello	diametro gambo (mm)	misure impieghiabili (mm)	capacità caricatore (n.punti)	pressione (kg/cm ²)	peso (kg)	consumo aria (liri/colpo)	dimensioni (mm - L x W x H)
model	shank diameter (inch)	applicable sizes (inch)	magazine capacity (pieces)	pressure (PSI)	weight (lbs)	air consumption (ft ³ /cycle)	dimensions (inch - L x W x H)

CNW 28



CN33.83

MORE	CN33.83	2,5 ÷ 3,3 .099" ÷ .131"	50 ÷ 83 2" ÷ 3-1/4"	250 ÷ 300 250 ÷ 300	5 ÷ 8 70 ÷ 115	3,90 8,60	3,68 0,12996	350 x 132 x 364 13-3/4" x 5-3/16" x 14-5/16"
------	---------	----------------------------	------------------------	------------------------	-------------------	--------------	-----------------	---

UTILIZZI APPLICATIONS

Rivestimenti, pavimentazioni, pedane, recinzioni, tetti e case in legno, finiture esterne in legno.
Sheathing, subflooring, decking, fencing, wooden roof and house, exterior trimming.

SPECIFICHE SPECIFICATIONS

Punti per rololo 250
Nails per coil 250

Finitura lucido
Finishing bright

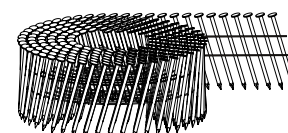
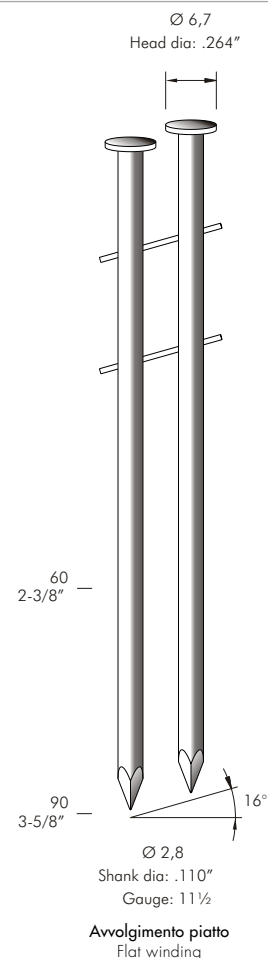
A richiesta zincato
On request galvanized

Gambo a richiesta Shank on request



CN33.90

MORE	CN33.90	2,5 ÷ 3,3 .099" ÷ .131"	38 ÷ 90 1-1/2" ÷ 3-5/8"	200 ÷ 300 200 ÷ 300	5 ÷ 8 70 ÷ 115	3,50 7,70	2,97 0,10488	388 x 145 x 370 15-1/4" x 5-1/2" x 14-9/16"
------	---------	----------------------------	----------------------------	------------------------	-------------------	--------------	-----------------	--



serie chiodatura coil series	modello	diametro gambo (mm)	misure impiegabili (mm)	capacità caricatore (n.punti)	pressione (kg/cm ²)	peso (kg)	consumo aria (litri/colpo)	dimensioni (mm - L x W x H)
	model	shank diameter (inch)	applicable sizes (inch)	magazine capacity (pieces)	pressure (PSI)	weight (lbs)	air consumption (ft ³ /cycle)	dimensions (inch - L x W x H)

CNW 31

UTILIZZI APPLICATIONS

Rivestimenti, recinzioni in legno, casse in legno, imballaggi in legno, bancali, tetti e case in legno.
Sheathing, fencing, case and box assembly, wooden packaging, pallets, wooden roof and house.

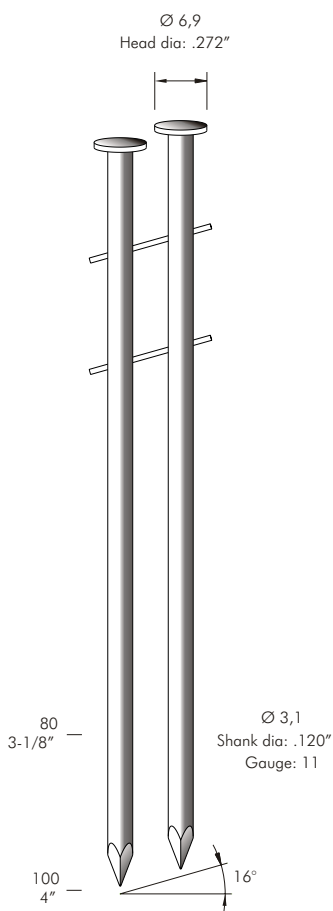
SPECIFICHE SPECIFICATIONS

Punti per rotolo 225
Nails per coil 225

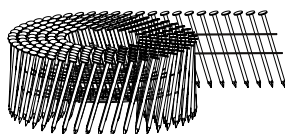
Finitura lucido
Finishing bright

A richiesta zincato
On request galvanized

Gambo a richiesta Shank on request



Avvolgimento piatto
Flat winding



CN31.65

MORE	CN31.65	2,3 ÷ 3,1	32 ÷ 65	200 ÷ 300	5 ÷ 8	2,10	2,46	310 x 128 x 326
		.092" ÷ .120"	1-1/4" ÷ 2-1/2"	200 ÷ 300	70 ÷ 115	4,60	0,08687	12-3/16" x 5-1/16" x 12-7/8"



CN33.83

MORE	CN33.83	2,5 ÷ 3,3	50 ÷ 83	250 ÷ 300	5 ÷ 8	3,90	3,68	350 x 132 x 364
		.099" ÷ .131"	2" ÷ 3-1/4"	250 ÷ 300	70 ÷ 115	8,60	0,12996	13-3/4" x 5-3/16" x 14-5/16"

modello	diametro gambo (mm)	misure impieghiabili (mm)	capacità caricatore (n.punti)	pressione (kg/cm ²)	peso (kg)	consumo aria (liri/colpo)	dimensioni (mm - L x W x H)
model	shank diameter (inch)	applicable sizes (inch)	magazine capacity (pieces)	pressure (PSI)	weight (lbs)	air consumption (ft ³ /cycle)	dimensions (inch - L x W x H)

CNW 31



CN33.90

MORE	CN33.90	2,5 ÷ 3,3	38 ÷ 90	200 ÷ 300	5 ÷ 8	3,50	2,97	388 x 140 x 366
		.099" ÷ .131"	1-1/2" ÷ 3-5/8"	200 ÷ 300	70 ÷ 115	7,70	0,10488	15-1/4" x 5-1/2" x 14-3/8"

UTILIZZI APPLICATIONS

Rivestimenti, recinzioni in legno, casse in legno, imballaggi in legno, bancali, tetti e case in legno.
Sheathing, fencing, case and box assembly, wooden packaging, pallets, wooden roof and house.

SPECIFICHE SPECIFICATIONS

Punti per rololo 225
Nails per coil 225

Finitura lucido
Finishing bright

A richiesta zincato
On request galvanized

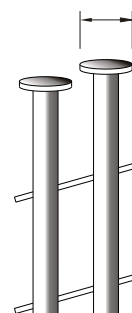
Gambo a richiesta Shank on request



CN38.100

MORE	CN38.100	2,5 ÷ 3,8	57 ÷ 100	225	5 ÷ 8	5,50	3,39	338 x 153 x 418
		.099" ÷ .150"	2-1/4" ÷ 4"	225	70 ÷ 115	12,12	0,11972	13-5/16" x 6" x 16-1/2"

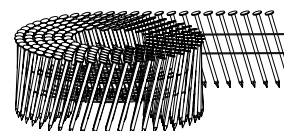
Ø 6,9
Head dia: .272"



80
3-1/8" —
Ø 3,1
Shank dia: .120"
Gauge: 11

100
4" —

Avvolgimento piatto
Flat winding



CHIODI IN STECCA PVC
STRIP PVC COLLATED NAILS

modello	diametro gambo (mm)	misure impieghiabili (mm)	capacità caricatore (n.punti)	pressione (kg/cm ²)	peso (kg)	consumo aria (litri/colpo)	dimensioni (mm - L x W x H)
model	shank diameter (inch)	applicable sizes (inch)	magazine capacity (pieces)	pressure (PSI)	weight (lbs)	air consumption (ft ³ /cycle)	dimensions (inch - L x W x H)

SNP-28

UTILIZZI APPLICATIONS

Telai in legno, rivestimenti, pavimentazioni, pedane, finiture esterne in legno, bancali, costruzione casse in legno, tetti e case in legno.

Framing, sheathing, subflooring, decking, exterior trimming, pallets, case and box assembly, wooden roof and house.

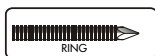

SPECIFICHE SPECIFICATIONS

Punti per barretta 25
Nails per strip 25

Finitura lucido
Finishing bright

A richiesta zincato
On request galvanized

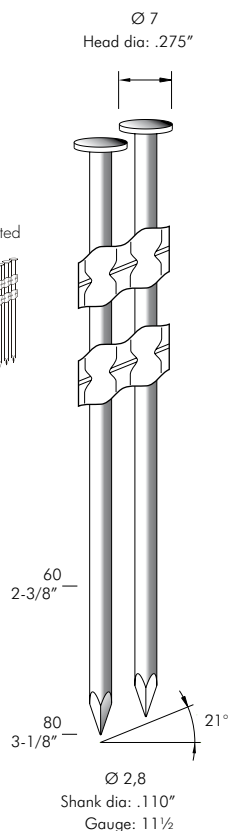
Gambo a richiesta
Shank on request



SN22.100

MORE	SN22.100	2,8 ÷ 3,4	50 ÷ 100	60	5 ÷ 8	3,60	2,27	549 x 139 x 375
		.110" ÷ .134"	2" ÷ 4"	60	70 ÷ 115	7,90	0,08016	21-5/8" x 5-1/2" x 14-3/4"

Stecca PVC
Strip PVC collated



modello	diametro gambo (mm)	misure impieghiabili (mm)	capacità caricatore (n.punti)	pressione (kg/cm ²)	peso (kg)	consumo aria (litri/colpo)	dimensioni (mm - L x W x H)
model	shank diameter (inch)	applicable sizes (inch)	magazine capacity (pieces)	pressure (PSI)	weight (lbs)	air consumption (ft ³ /cycle)	dimensions (inch - L x W x H)

CHIODI IN STECCA PVC
STRIP PVC COLLATED NAILS

SNP-31

UTILIZZI APPLICATIONS

Telai in legno, rivestimenti, pavimentazioni, pedane, finiture esterne in legno, bancali, costruzione casse in legno, tetti e case in legno.

Framing, sheathing, subflooring, decking, exterior trimming, pallets, case and box assembly, wooden roof and house.

SPECIFICHE SPECIFICATIONS

Punti per barretta 25
Nails per strip 25

Finitura lucido
Finishing bright

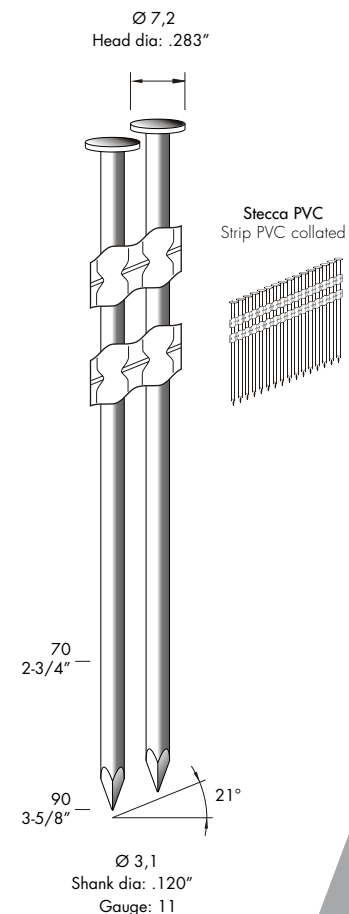
A richiesta zincato
On request galvanized

Gambo a richiesta
Shank on request



SN22.100

MORE	SN22.100	2,8 ÷ 3,4	50 ÷ 100	60	5 ÷ 8	3,60	2,27	549 x 139 x 375
		.110" ÷ .134"	2" ÷ 4"	60	70 ÷ 115	7,90	0,08016	21-5/8" x 5-1/2" x 14-3/4"



**CHIODI IN STECCA PVC
STRIP PVC COLLATED NAILS**

serie chiodatura Tool series	modello	misure impiegabili (mm)	capacità caricatore (n.punti)	pressione (kg/cm ²)	peso (kg)	consumo aria (litri/colpo)	dimensioni (mm - L x W x H)
	model	applicabile sizes (inch)	magazine capacity (pieces)	pressure (PSI)	weight (lbs)	air consumption (ft ³ /cycle)	dimensions (inch - L x W x H)

SNP-34

UTILIZZI APPLICATIONS

Telai in legno, rivestimenti,
pavimentazioni, pedane,
finiture esterne in legno, bancali,
costruzione casse in legno,
tetti e case in legno.

Framing, sheathing, subflooring,
decking, exterior trimming,
pallets, case and box assembly,
wooden roof and house.

SPECIFICHE SPECIFICATIONS

Punti per barretta 25
Nails per strip 25

Finitura lucido
Finishing bright

A richiesta zincato
On request galvanized

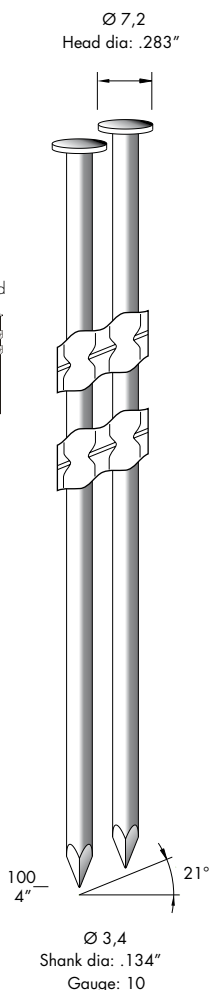
Gambo a richiesta
Shank on request



SN22.100

MORE	SN22.100	2,8 ÷ 3,4	50 ÷ 100	60	5 ÷ 8	3,60	2,27	549 x 139 x 375
		.110" ÷ .134"	2" ÷ 4"	60	70 ÷ 115	7,90	0,08016	21-5/8" x 5-1/2" x 14-3/4"

Stecca PVC
Strip PVC collated



modello	misure impiegabili (mm)	capacità caricatore (n.punti)	pressione (kg/cm ²)	peso (kg)	consumo aria (litri/colpo)	dimensioni (mm - L x W x H)
model	applicable sizes (inch)	magazine capacity (pieces)	pressure (PSI)	weight (lbs)	air consumption (ft ³ /cycle)	dimensions (inch - L x W x H)

CHIODI IN STECCA PVC
STRIP PVC COLLATED NAILS

SNP-38



SN22.130

UTILIZZI APPLICATIONS

Telai in legno, rivestimenti, pavimentazioni, pedane, finiture esterne in legno, bancali, costruzione casse in legno, tetti e case in legno. Framing, sheathing, subflooring, decking, exterior trimming, pallets, case and box assembly, wooden roof and house.

SPECIFICHE SPECIFICATIONS

Punti per barretta	25
Nails per strip	25
Finitura	lucido
Finishing	bright
A richiesta	zincato
On request	galvanized

Gambo a richiesta Shank on request

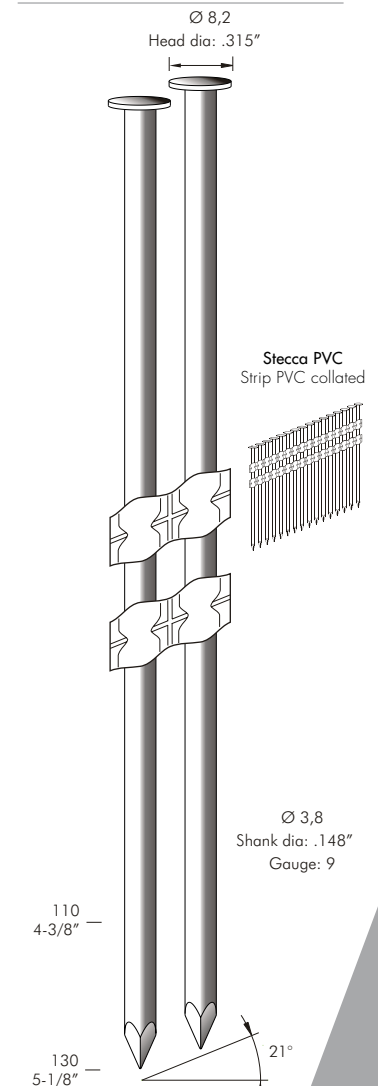


MORE	SN22.130	3,8 ÷ 4,2	90 ÷ 130	58	5 ÷ 8	6,00	4,01	550 x 174 x 430
		.150" ÷ .165"	3-9/16" ÷ 5"	58	70 ÷ 115	13,23	0,14161	21-5/8" x 6-7/8" x 17"



SN22.160

MORE	SN22.160	3,8 ÷ 4,6	100 ÷ 160	50	5 ÷ 8	6,90	4,96	568 x 180 x 548
		.150" ÷ .181"	4" ÷ 6-3/8"	50	70 ÷ 115	15,21	0,1751	22-3/8" x 7" x 21-9/16"



CHIODI IN STECCA PVC
STRIP PVC COLLATED NAILS

serie chiodatura Tool series	modello	misure impiegabili (mm)	capacità caricatore (n.punti)	pressione (kg/cm ²)	peso (kg)	consumo aria (litri/colpo)	dimensioni (mm - L x W x H)
	model	applicabile sizes (inch)	magazine capacity (pieces)	pressure (PSI)	weight (lbs)	air consumption (ft ³ /cycle)	dimensions (inch - L x W x H)

SNP-42

UTILIZZI
APPLICATIONS

Telai in legno, rivestimenti, pavimentazioni, pedane, finiture esterne in legno, bancali, costruzione casse in legno, tetti e case in legno.
Framing, sheathing, subflooring, decking, exterior trimming, pallets, case and box assembly, wooden roof and house.

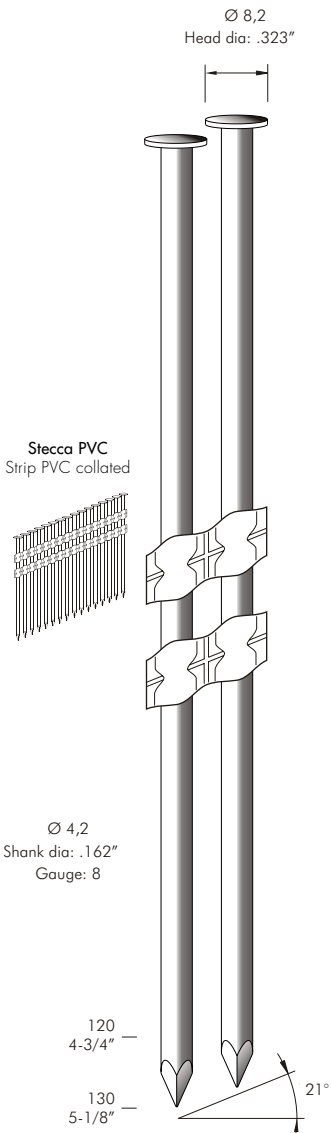
SPECIFICHE
SPECIFICATIONS

Punti per barretta 20
Nails per strip 20
Finitura lucido
Finishing bright
A richiesta zincato
On request galvanized
Gambo a richiesta Shank on request



SN22.130

MORE	SN22.130	3,8 ÷ 4,2	90 ÷ 130	58	5 ÷ 8	6,00	4,01	550 x 174 x 430
		.150" ÷ .165"	3-9/16" ÷ 5"	58	70 ÷ 115	13,23	0,14161	21-5/8" x 6-7/8" x 17"



SN22.160

MORE	SN22.160	3,8 ÷ 4,6	100 ÷ 160	50	5 ÷ 8	6,90	4,96	568 x 180 x 548
		.150" ÷ .181"	4" ÷ 6-3/8"	50	70 ÷ 115	15,21	0,1751	22-3/8" x 7" x 21-9/16"

modello	misure impiegabili (mm)	capacità caricatore (n.punti)	pressione (kg/cm ²)	peso (kg)	consumo aria (litri/colpo)	dimensioni (mm - L x W x H)
model	applicable sizes (inch)	magazine capacity (pieces)	pressure (PSI)	weight (lbs)	air consumption (l/cycle)	dimensions (inch - L x W x H)

CHIODI IN STECCA PVC
STRIP PVC COLLATED NAILS

SNP-46

UTILIZZI APPLICATIONS

Telai in legno, rivestimenti, pavimentazioni, pedane, finiture esterne in legno, bancali, costruzione casse in legno, tetti e case in legno.

Framing, sheathing, subflooring, decking, exterior trimming, pallets, case and box assembly, wooden roof and house.

SPECIFICHE SPECIFICATIONS

Punti per barretta 22
Nails per strip 22

Finitura lucido
Finishing bright

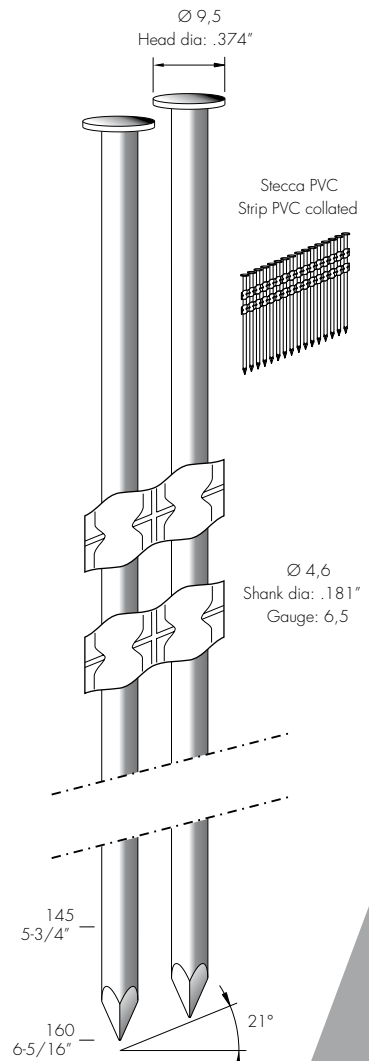
A richiesta zincato
On request galvanized

Gambo a richiesta
Shank on request



SN22.160

MODEL	3,8 ÷ 4,6	100 ÷ 160	50	5 ÷ 8	6,90	4,96	568 x 180 x 548
SN22.160	.150" ÷ .181"	4" ÷ 6-3/8"	50	70 ÷ 115	15,21	0,1751	22-3/8" x 7" x 21-9/16"



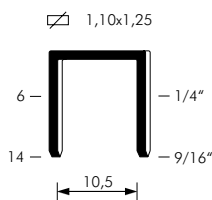


PUNTI IN PLASTICA
POLYMER FASTENERS

PUNTI IN PLASTICA
POLYMER FASTENERS

**PUNTI IN PLASTICA
POLYMER FASTENERS**

81P



Gauge: 19
Crown: .500" (1/2")

UTILIZZI APPLICATIONS

Avvolgimento del legname, etichettatura del legname, costruzione di barche, interno cofani mortuari, porte, metal detectors, mobili, posa della lana di vetro, tappezzeria, copertura isolante. Per tutte le applicazioni dove l'utilizzo di punti metallici può danneggiare gli utensili e per evitare la rimozione dei punti.

Lumber wrap, lumber tagging, boatbuilding, casket lining, doors, metal detectors, furniture, fiberglass layup, upholstery, insulating sheathing. All applications where metal fasteners can damage tools and to avoid fasteners removal.

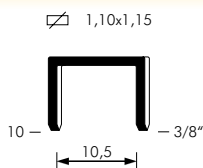
SPECIFICHE SPECIFICATIONS

Punti per barretta 70
Staples per strip 70

Finitura Finishing plastica polymer

A richiesta marrone, rosso mogano, grigio
On request brown, redwood, grey

81P BM



Gauge: 19
Crown: .500" (1/2")

UTILIZZI APPLICATIONS

Ricopertura pneumatici.
Tyre retreading (black magic).

SPECIFICHE SPECIFICATIONS

Punti per barretta 71
Staples per strip 71

Finitura Finishing plastica nera black polymer

serie chiodine Tool series	modello	misure impiegabili (mm)	capacità caricatore (n.punti)	pressione (kg/cm ²)	peso (kg)	consumo aria (litri/colpo)	dimensioni (mm - L x W x H)
	model	applicable sizes (inch)	magazine capacity (pieces)	pressure (PSI)	weight (lbs)	air consumption (ft ³ /cycle)	dimensions (inch - L x W x H)



81P

81P CL

Versione S - S model


MINI	MODELLO	6 ÷ 16		4 ÷ 6		0,13	216 x 43 x 148
		1/4" ÷ 5/8"	90	60 ÷ 90	0,00459		
	81P S	6 ÷ 16	90	4 ÷ 6	0,13		216 x 43 x 148
		1/4" ÷ 5/8"	90	60 ÷ 90	0,00459	8-1/2" x 1-11/16" x 5-13/16"	
	81P CL	6 ÷ 16	170	4 ÷ 6	1,10	0,13	350 x 43 x 148
		1/4" ÷ 5/8"	170	60 ÷ 90	2,43	0,00459	13-13/16" x 1-11/16" x 5-13/16"
	81P SCL	6 ÷ 16	170	4 ÷ 6	1,10	0,13	350 x 43 x 153
		1/4" ÷ 5/8"	170	60 ÷ 90	2,43	0,00459	13-13/16" x 1-11/16" x 6-1/16"



CT6000P

G1IP-S05

MAN.	MODELLO	6 ÷ 10		-		-	190 x 29 x 173
		1/4" ÷ 3/8"	70	-	1,94		
	G1IP-S05	6 ÷ 10	140	-	0,90	-	305 x 40 x 56
		1/4" ÷ 3/8"	140	-	1,98	-	12" x 1-9/16" x 2-3/16"



81P

Ricopertura pneumatici
Tyre retreading

Versione S - S model

MINI	MODELLO	6 ÷ 16		4 ÷ 6		0,13	216 x 43 x 148
		1/4" ÷ 5/8"	90	60 ÷ 90	1,98		
	81P S	6 ÷ 16	90	4 ÷ 6	0,90	0,13	216 x 43 x 153
		1/4" ÷ 5/8"	90	60 ÷ 90	1,98	0,00459	8-1/2" x 1-11/16" x 6-1/16"

serie diodiante D.O. series	modello	misure impiegabili (mm)	capacità caricatore (n.punti)	pressione (kg/cm ²)	peso (kg)	consumo aria (litri/colpo)	dimensioni (mm - L x W x H)
	model	applicable sizes (inch)	magazine capacity (pieces)	pressure (PSI)	weight (lbs)	air consumption (ft ³ /cycle)	dimensions (inch - L x W x H)

PUNTI IN PLASTICA POLYMER FASTENERS

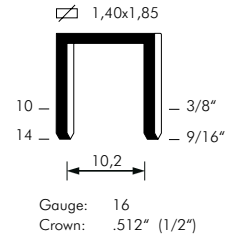
82P



82P

82P CL

Versione S - S model



MINI	modello	misure impiegabili (mm)	capacità caricatore (n.punti)	pressione (kg/cm ²)	peso (kg)	consumo aria (litri/colpo)	dimensioni (mm - L x W x H)
MINI	82P	6 ÷ 16	60	4 ÷ 6	0,90	0,13	216 x 43 x 148
		1/4" ÷ 5/8"	60	60 ÷ 90	1,98	0,00459	8-1/2" x 1-11/16" x 5-13/16"
	82P S	6 ÷ 16	60	4 ÷ 6	0,90	0,13	216 x 43 x 153
		1/4" ÷ 5/8"	60	60 ÷ 90	1,98	0,00459	8-1/2" x 1-11/16" x 6-1/16"
82P CL	6 ÷ 16	120	4 ÷ 6	1,10	0,13	350 x 43 x 148	
	1/4" ÷ 5/8"	120	60 ÷ 90	2,43	0,00459	13-13/16" x 1-11/16" x 5-13/16"	
82 SCL	6 ÷ 16	120	4 ÷ 6	1,10	0,13	350 x 43 x 148	
	1/4" ÷ 5/8"	120	60 ÷ 90	2,43	0,00459	13-13/16" x 1-11/16" x 5-13/16"	

UTILIZZI APPLICATIONS

Avvolgimento del legname, etichettatura del legname, costruzione di barche, interno cofani mortuari, porte, metal detectors, mobili, posa della lana di vetro, tappezzeria, copertura isolante. Per tutte le applicazioni dove l'utilizzo di punti metallici può danneggiare gli utensili e per evitare la rimozione dei punti.

Lumber wrap, lumber tagging, boatbuilding, casket lining, doors, metal detectors, furniture, fiberglass layup, upholstery, insulating sheathing. All applications where metal fasteners can damage tools and to avoid fasteners removal.



G11P-SH05

MAN.	modello	misure impiegabili (mm)	capacità caricatore (n.punti)	pressione (kg/cm ²)	peso (kg)	consumo aria (litri/colpo)	dimensioni (mm - L x W x H)
MAN.	G11P-SH05	10	100	-	0,90	-	305 x 40 x 56
		3/8"	100	-	1,98	-	12" x 1-9/16" x 2-3/16"

SPECIFICHE SPECIFICATIONS

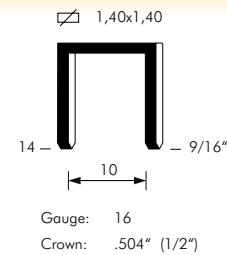
Punti per barretta 60
Staples per strip 60

Finitura plastica
Finishing polymer

A richiesta marrone, rosso
mogano, grigio

On request brown, redwood, grey

82P BM



UTILIZZI APPLICATIONS

Ricopertura pneumatici.
Tyre retreading (black magic).

SPECIFICHE SPECIFICATIONS

Punti per barretta 60
Staples per strip 60

Finitura plastica nera
Finishing black polymer



82P



Ricopertura pneumatici
Tyre retreading

Versione S - S model

MINI	modello	misure impiegabili (mm)	capacità caricatore (n.punti)	pressione (kg/cm ²)	peso (kg)	consumo aria (litri/colpo)	dimensioni (mm - L x W x H)
MINI	82P CL	6 ÷ 16	120	4 ÷ 6	1,10	0,13	350 x 43 x 148
		1/4" ÷ 5/8"	120	60 ÷ 90	2,43	0,00459	13-13/16" x 1-11/16" x 5-13/16"
82P SCL	6 ÷ 16	120	4 ÷ 6	1,10	0,13	350 x 43 x 153	
	1/4" ÷ 5/8"	120	60 ÷ 90	2,43	0,00459	13-13/16" x 1-11/16" x 6-1/16"	

Pins IP

Serie chiodatrice Tool series	modello	misure impiegabili (mm)	capacità caricatore (n.punti)	pressione (kg/cm ²)	peso (kg)	consumo aria (litri/colpo)	dimensioni (mm - L x W x H)
	model	applicable sizes (inch)	magazine capacity (pieces)	pressure (PSI)	weight (lbs)	air consumption (ft ³ /cycle)	dimensions (inch - L x W x H)

UTILIZZI APPLICATIONS

Assemblaggi, incollaggi, costruzione di barche, mobili e armadietti, manifattura strumenti musicali, cofani mortuari. Per tutte le applicazione dove l'utilizzo di punti metallici può danneggiare gli utensili e per evitare la rimozione dei punti.

Assembling, glue-up, boatbuilding, furniture and cabinets, musical instruments, caskets. All applications where metal fasteners can damage tools and to avoid fasteners removal.

SPECIFICHE SPECIFICATIONS

Punti per barretta 50
Pins per strip 50

Finitura plastica
Finishing polymer

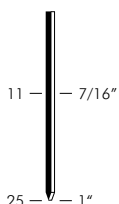
A richiesta marrone, rosso mogano, grigio
On request brown, redwood, grey



R1.25 P

MINI	R1.25 P	11 ÷ 25	100	5 ÷ 7	1,07	0,15	219 x 43 x 186
		7/16" ÷ 1"	100	70 ÷ 100	2,36	0,0053	8-5/8" x 1-11/16" x 7-5/16"

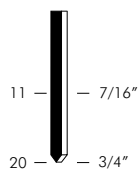
1,15x1,15



Gauge: 18

Pins 14P

1,40x1,50



Gauge: 16



R14.25 P

MINI	R14.25 P	11 ÷ 25	80	5 ÷ 7	1,07	0,15	219 x 43 x 186
		7/16" ÷ 1"	80	70 ÷ 100	2,36	0,0053	8-5/8" x 1-11/16" x 7-5/16"

Serie chiodatrice D.O. SERIES	modello	misure impiegabili (mm)	capacità caricatore (n.punti)	pressione (kg/cm ²)	peso (kg)	consumo aria (litri/colpo)	dimensioni (mm - L x W x H)
	model	applicable sizes (inch)	magazine capacity (pieces)	pressure (PSI)	weight (lbs)	air consumption (ft ³ /cycle)	dimensions (inch - L x W x H)

PUNTI IN PLASTICA
POLYMER FASTENERS

Brads 12P



12.20 P

MINI	12.20 P	12 ÷ 21	100	4 ÷ 6	0,90	0,13	230 x 43 x 162
		1/2" ÷ 3/4"	110	60 ÷ 90	1,98	0,00459	9-1/16" x 1-11/16" x 6-3/8"

UTILIZZI APPLICATIONS

Produzione di mobili e mobiletti, porte e finestre, costruzione di barche, tappezzeria, interni di cofani mortuari, strumenti musicali, incollaggi. Per tutte le applicazioni dove l'utilizzo di punti metallici può danneggiare gli utensili e per evitare la rimozione dei punti.

Furniture and cabinets manufacturing, door and window casings, boat building, upholstery, casket lining, musical instruments, glue-up. All applications where metal fasteners can damage tools and to avoid fasteners removal.



SPECIFICHE SPECIFICATIONS

Punti per barretta 50
Brads per strip 50

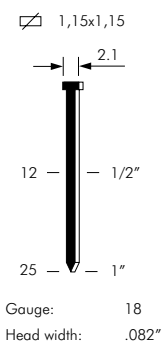
Finitura plastica
Finishing polymer

A richiesta marrone, rosso mogano, grigio
On request brown, redwood, grey



12.40 P

220	12.40 P	16 ÷ 25	110	5 ÷ 6,5	1,15	0,34	226 x 50 x 223
		5/8" ÷ 1"	110	70 ÷ 95	2,53	0,0120	8-7/8" x 2" x 8-3/4"



**PUNTI IN PLASTICA
POLYMER FASTENERS**

Serie chiodatrice Tool series	modello	misure impiegabili (mm)	capacità caricatore (n.punti)	pressione (kg/cm ²)	peso (kg)	consumo aria (litri/colpo)	dimensioni (mm - L x W x H)
	model	applicable sizes (inch)	magazine capacity (pieces)	pressure (PSI)	weight (lbs)	air consumption (ft ³ /cycle)	dimensions (inch - L x W x H)

Brads 17P



UTILIZZI APPLICATIONS

Produzione di mobili e mobiletti, porte e finestre, costruzione di barche, tappezzeria, interni di cofani mortuari, strumenti musicali, incollaggi. Per tutte le applicazioni dove l'utilizzo di punti metallici può danneggiare gli utensili e per evitare la rimozione dei punti.

Furniture and cabinets manufacturing, door and window casings, boat building, upholstery, casket lining, musical instruments, glue-up. All applications where metal fasteners can damage tools and to avoid fasteners removal.

17.50 PA

420	17.50 PA	20 ÷ 50	60	5 ÷ 7,5	1,5	0,58	229 x 58 x 276
		1-1/4" ÷ 2"	60	70 ÷ 105	3,30	0,0205	9" x 2-5/16" x 10-7/8"

SPECIFICHE SPECIFICATIONS

Punti per barretta 47
Brads per strip 47

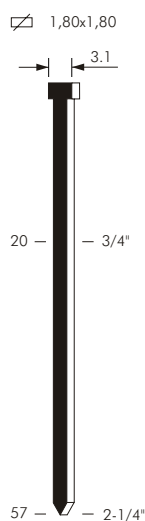
Finitura plastica
Finishing polymer

A richiesta marrone, rosso mogano, grigio
On request brown, redwood, grey



17.55 P

710	17.55 P	20 ÷ 63	75	5 ÷ 7,5	1,90	1,00	290 x 77 x 250
		1-1/4" ÷ 2-1/2"	75	70 ÷ 105	4,19	0,0353	11-7/16" x 3-1/16" x 9-7/8"



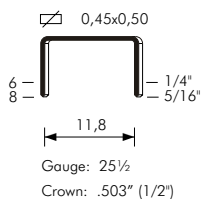
Gauge: 15
Head width: .122"



GRAFFE - APPLICAZIONI MANUALI
STAPLES - MANUAL APPLICATIONS

GRAFFE - APPLICAZIONI MANUALI
STAPLES - MANUAL APPLICATIONS

26



HSP-13

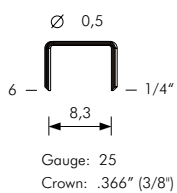
MAN.	HSP-13	6 ÷ 8	150	-	0,36	-	180 x 26 x 86
		1/4" ÷ 5/16"	150	-	0,79	-	7-3/32" x 1" x 3-3/8"

SPECIFICHE SPECIFICATIONS

Punti per barretta 100/200
Staples per strip 100/200

Finitura zincato
Finishing galvanized

SP19



SP-3

SPECIFICHE SPECIFICATIONS

Punti per barretta 208
Staples per strip 208

Finitura zincato
Finishing galvanized

MAN.	SP-3	6	210	-	0,26	-	178 x 21 x 87
		1/4"	210	-	0,57	-	7" x 7/8" x 3-7/16"

serie chiodatrice D.O. SERIES	modello	misure impiegabili (mm)	capacità caricatore (n.punti)	pressione (kg/cm ²)	peso (kg)	consumo aria (litri/colpo)	dimensioni (mm - L x W x H)
	model	applicable sizes (inch)	magazine capacity (pieces)	pressure (PSI)	weight (lbs)	air consumption (ft ³ /cycle)	dimensions (inch - L x W x H)

APPLICAZIONI MANUALI MANUAL APPLICATIONS

113



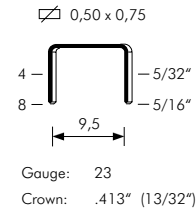
G-23/1



LT-33



G-19



SPECIFICHE SPECIFICATIONS

Punti per barretta 157
Staples per strip 157

Finitura zincato
Finishing galvanvanized

MAN.	Modello	Misura		Punti	Pressione	Peso	Consumo	Dimensioni
		mm	inch					
G-23/1	G-23/1	6 ÷ 10	1/4" ÷ 3/8"	157	-	0,56	-	177 x 27 x 138
				157	-	1,23	-	7" x 1-1/16" x 5-7/16"
LT-33	LT-33	6 ÷ 14	1/4" ÷ 9/16"	170	-	0,83	-	188 x 31 x 154
				170	-	1,83	-	7-3/8" x 1-3/16" x 6-1/16"
G-19	G-19	6 ÷ 10	1/4" ÷ 3/8"	157	-	0,41	-	274 x 32 x 53
				157	-	1,89	-	10-3/4" x 1-1/4" x 2"

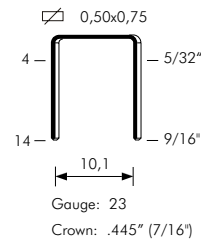
153



G-23/2



LT-33



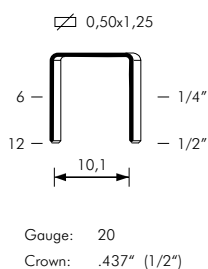
SPECIFICHE SPECIFICATIONS

Punti per barretta 100
Staples per strip 100

Finitura zincato
Finishing galvanvanized

MAN.	Modello	Misura		Punti	Pressione	Peso	Consumo	Dimensioni
		mm	inch					
G-23/2	G-23/2	6 ÷ 10	1/4" ÷ 3/8"	157	-	0,56	-	177 x 27 x 138
				157	-	1,23	-	7" x 1-1/16" x 5-7/16"
LT-33	LT-33	6 ÷ 14	1/4" ÷ 9/16"	160	-	0,83	-	188 x 31 x 154
				160	-	1,83	-	7-3/8" x 1-3/16" x 6-1/16"

Serie chiodatrice Dolly series	modello	misure impiegabili (mm)	capacità caricatore (n.punti)	pressione (kg/cm ²)	peso (kg)	consumo aria (litri/colpo)	dimensioni (mm - L x W x H)
	model	applicable sizes (inch)	magazine capacity (pieces)	pressure (PSI)	weight (lbs)	air consumption (ft ³ /cycle)	dimensions (inch - L x W x H)



HSP-12



LT-1

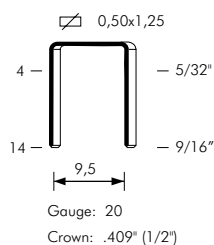
**SPECIFICHE
SPECIFICATIONS**

Punti per barretta 84
Staples per strip 84

Finitura zincato
Finishing galvanized

MAN.	HSP-12	6 ÷ 12	84	-	0,46	-	190 x 24 x 100
		1/4" ÷ 1/2"	84	-	1,01	-	7-1/2" x 1" x 4"
	LT-1	4 ÷ 14	100	-	0,86	-	188 x 36 x 154
		5/32" ÷ 9/16"	100	-	1,90	-	7-3/8" x 1-7/16" x 6-1/16"

T50



G-14



LT-1

**SPECIFICHE
SPECIFICATIONS**

Punti per barretta 84
Staples per strip 84

Finitura zincato
Finishing galvanized

A richiesta alluminio
On request aluminium

MAN.	G-14	6 ÷ 10	84	-	0,56	-	177 x 27 x 138
		1/4" ÷ 3/8"	84	-	1,23	-	7" x 1-1/16" x 5-7/16"
	LT-1	4 ÷ 14	100	-	0,86	-	188 x 36 x 154
		5/32" ÷ 9/16"	100	-	1,90	-	7-3/8" x 1-7/16" x 6-1/16"



G-11



G-54A

MAN.	G-11	6 ÷ 10	168	-	0,95	-	305 x 40 x 56
		1/4" ÷ 3/8"	168	-	2,09	-	12" x 1-9/16" x 2-3/16"
	G-54A	6 ÷ 10	168	-	1,13	-	305 x 40 x 56
		1/4" ÷ 3/8"	168	-	2,49	-	12" x 1-9/16" x 2-3/16"

Serie chiodatrice D.O. SERIES	modello	misure impiegabili (mm)	capacità caricatore (n.punti)	pressione (kg/cm ²)	peso (kg)	consumo aria (litri/colpo)	dimensioni (mm - L x W x H)
	model	applicable sizes (inch)	magazine capacity (pieces)	pressure (PSI)	weight (lbs)	air consumption (ft ³ /cycle)	dimensions (inch - L x W x H)

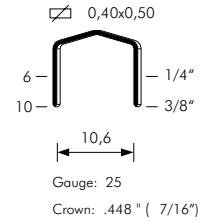
APPLICAZIONI MANUALI MANUAL APPLICATIONS

B8



HP88

MAN.	HP88	6 ÷ 10	200	-	0,36	-	187 x 29 x 89
		1/4" ÷ 3/8"	200	-	0,79	-	7-3/8" x 1-1/8" x 3-1/2"



SPECIFICHE SPECIFICATIONS

Punti per barretta 200
Staples per strip 200

Finitura zincato
Finishing galvanized



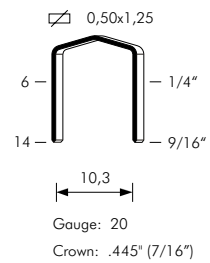
HSP-12



LT-5019

MAN.	HSP-12	6 ÷ 12	84	-	0,46	-	190 x 24 x 100
		1/4" ÷ 1/2"	84	-	1,01	-	7-1/2" x 1" x 4"
	LT-5019	6 ÷ 14	95	-	0,83	-	188 x 31 x 154
		1/4" ÷ 9/16"	95	-	1,83	-	7-3/8" x 1-3/16" x 6-1/16"

B10




SPECIFICHE SPECIFICATIONS

Punti per barretta 84
Staples per strip 84

Finitura zincato
Finishing galvanized

A richiesta alluminio
On request aluminium



AUTOMAZIONI E ACCESSORI SPECIALI
AUTOMATIONS AND SPECIAL ACCESSORIES


ROC

Serie chiodatrice Nails series	modello	misure impiegabili (mm)	capacità caricatore (n.punti)	pressione (kg/cm ²)	peso (kg)	consumo aria (litri/colpo)	dimensioni (mm - L x W x H)
	model	applicable sizes (inch)	magazine capacity (pieces)	pressure (PSI)	weight (lbs)	air consumption (ft ³ /cycle)	dimensions (inch - L x W x H)

DESCRIZIONE DESCRIPTION

La ROC è un'automazione che si presenta come la soluzione ottimale per le operazioni di chiusura di blister, sacchetti, scatole, espositori, ecc. Adatta sia all'uso industriale che artigianale, l'utensile è attivato mediante sparo a contatto.

ROC is the ideal automation for closing blisters, bags, boxes, displays, etc. Suitable for the use in a craftsman shop, as well as at industrial level, the stapler is activated by contact.



ROC

AUTO.	ROC	6 ÷ 16	2 barrette	5,5 ÷ 6,5	7,00	0,27	513 x 115 x 217
		1/4"÷ 5/8"	2 strips	80÷ 95	15,43	0,0095	20-3/16" x 4-9/16" x 8-9/16"

DISPONIBILE PER I PUNTI AVAILABLE WITH STAPLES

3G, 64, 80, 50, 65, 40, 4097

ROP

DESCRIZIONE DESCRIPTION

La ROP è un'automazione che si presenta come la soluzione ottimale per le operazioni di chiusura di blister, sacchetti, scatole, espositori, ecc. Adatta sia all'uso industriale che artigianale, l'utensile è attivato tramite comando a pedale.

ROC is the ideal automation for closing blisters, bags, boxes, displays, etc. Suitable for the use in a craftsman shop, as well as at industrial level, the stapler is activated by foot pedal.



ROP

AUTO.	ROP	6 ÷ 16	2 barrette	5,5 ÷ 6,5	7,00	0,58	513 x 115 x 217
		1/4"÷5/8"	2 strips	80 ÷ 95	15,43	0,0204	20-3/16" x 4-9/16" x 8-9/16"


DISPONIBILE PER I PUNTI AVAILABLE WITH STAPLES

3G, 64, 80, 50, 65, 40, 4097

Serie chiodatrice E.O. SERIES	modello	misure impiegabili (mm)	capacità caricatore (n.punti)	pressione (kg/cm ²)	peso (kg)	consumo aria (litri/colpo)	dimensioni (mm - L x W x H)
	model	applicable sizes (inch)	magazine capacity (pieces)	pressure (PSI)	weight (lbs)	air consumption (ft ³ /cycle)	dimensions (inch - L x W x H)

**AUTOMAZIONI
AUTOMATION**

ROC2



ROC2

AUTO.	ROC2	6 ÷ 16	2 barrette	5,5 ÷ 6,5	15,40	0,68	515 x 535 x 303
		1/4"÷5/8"	2 strips	80 ÷ 95	33,95	0,0240	20-5/16" x 21" x 12"

DESCRIZIONE DESCRIPTION

La ROC2 si presenta come un'automazione ideale per la doppia chiusura simultanea di blister, sacchetti, scatole, espositori, ecc. Adatta sia a livello industriale che artigianale, l'utensile è attivato mediante sparo a contatto. È possibile scollegare la graffatrice secondaria per poter lavorare in modalità singola.

ROC2 is the ideal automation for the simultaneous double closing of blisters, bags, boxes, displays, etc. Suitable for the use in a craftsman shop, as well as at industrial level, this tool is activated by contact. It is possible to disconnect the secondary stapler to work in a single mode.

DISPONIBILE PER PUNTI AVAILABLE WITH STAPLES

3G, 64, 80, 50, 65, 40, 4097

MINI-REST



MINI-REST CLM

AUTO.	MINI-REST CLM	8 ÷ 16	2 barrette	4 ÷ 6	7,10	0,13	370 x 170 x 425
		5/16"÷5/8"	2 strips	60 ÷ 90	15,66	0,00459	14-9/16" x 6-11/16" x 16-3/4"

DESCRIZIONE DESCRIPTION

La MINI-REST CLM è un'automazione pensata per la produzione -artigianale e industriale - di calzature. L'utensile è attivato a contatto e lascia la graffa sollevata rispetto alla superficie di lavoro, per consentirne la successiva estrazione.

MINI-REST CLM is an automation specially conceived for the industrial and craft-made shoe production. The stapler is contact released and it leaves the staple crown over the working surface, to allow its pulling out.

DISPONIBILE PER PUNTI AVAILABLE WITH STAPLES

SJK, 40, 4097.

SUPPORTI CHIODATRICI TOOL SUPPORTS

DESCRIZIONE DESCRIPTION

Questi supporti consentono una più agevole installazione degli utensili pneumatici su macchinari ad alto livello di automazione.

These supports allow an easier installation of the pneumatic tools onto high performance automations



25.04.3

Serie
Series

MINI



25.22

Serie
Series

220



25.42

Serie
Series

420



COMANDI A DISTANZA REMOTE FIRE VALVES

Serie / Series

100

50.12



Serie / Series

MINI

50.05

50.06.1



DESCRIZIONE DESCRIPTION

Per tutti i modelli di chiodatrici OMER è disponibile uno specifico comando a distanza. Il dispositivo va scelto in base alla serie di appartenenza della chiodatrice.

■ Specificare SEMPRE il modello di chiodatrice per il quale viene richiesto il dispositivo.

Each tool can be equipped with a specific remote fire valve. The right device will be identified according to the tool series and tool model.

■ DO ALWAYS specify the tool model for which you require the device.

Serie / Series

220/420

50.42



Serie / Series

710

50.72



Serie / Series

720

50.72.2K



Serie / Series

840

50.83.1



Serie / Series

CRT - ROLL

35P600



Serie / Series

CRT - STRIP

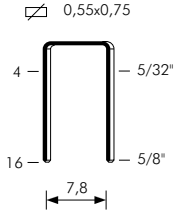
35P602



INDICE, PUNTI E TABELLE COMPARATIVE
INDEX, FASTENERS AND CROSS REFERENCE TABLES

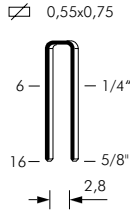
GRAFFE LEGGERE E MEDIE
FINE AND MEDIUM WIRE STAPLES

3G



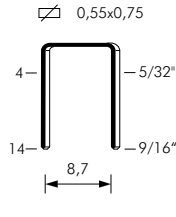
Gauge: 23
Crown: .350" (3/8")
pag. 4 pag. 56

SJK



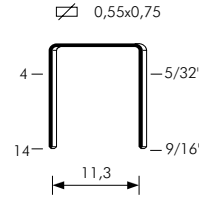
Gauge: 23
Crown: .154" (5/32")
pag. 6

68



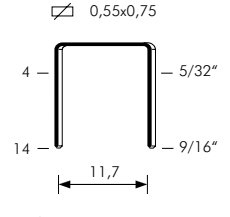
Gauge: 23
Crown: .386" (3/8")
pag. 5

64



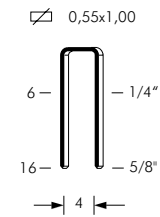
Gauge: 23
Crown: .492" (1/2")
pag. 7

62



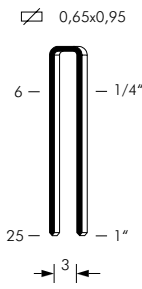
Gauge: 23
Crown: .500" (1/2")
pag. 8

99



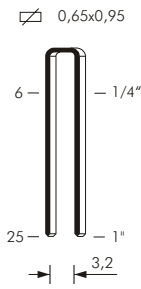
Gauge: 21
Crown: .200" (7/32")
pag. 9

4097



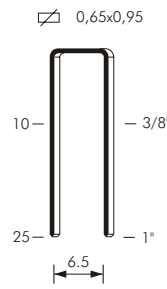
Gauge: 21
Crown: .170" (3/16")
pag. 10-11 pag. 57

40



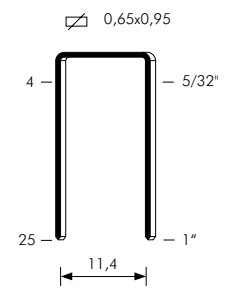
Gauge: 21
Crown: .180" (3/16")
pag. 10-11

98



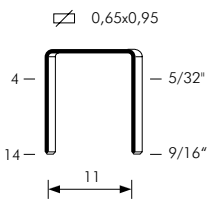
Gauge: 21
Crown: .307" (5/16")
pag. 12

80



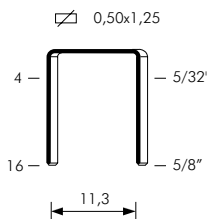
Gauge: 21
Crown: .500" (1/2")
pag. 14-15

84



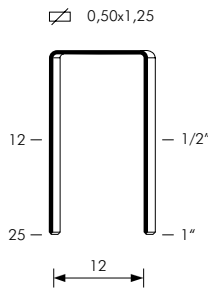
Gauge: 21
Crown: .480" (1/2")
pag. 13

50



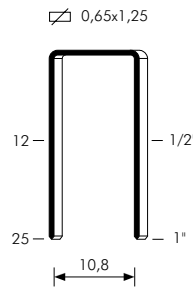
Gauge: 20
Crown: .484" (1/2")
pag. 16 pag. 46

88



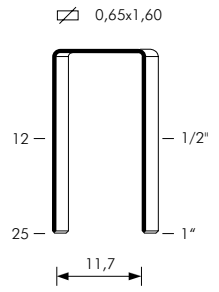
Gauge: 20
Crown: .512" (1/2")
pag. 18

65



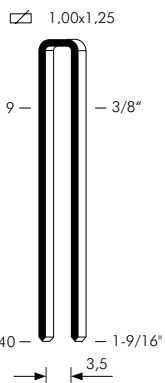
Gauge: 19
Crown: .480" (1/2")
pag. 17 pag. 46

110



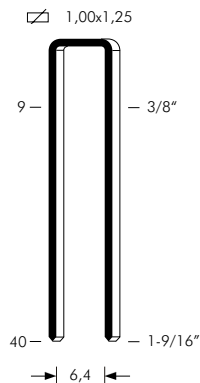
Gauge: 18
Crown: .512" (1/2")
pag. 18

90



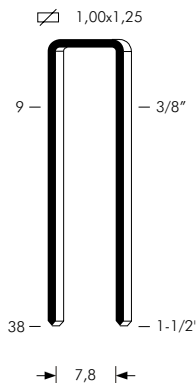
Gauge: 18
Crown: .217" (1/4")
pag. 20-21

92



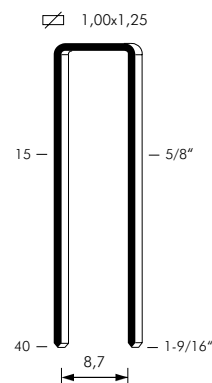
Gauge: 18
Crown: .330" (5/16")
pag. 22-23

SG44



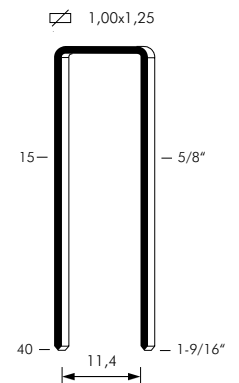
Gauge: 18
Crown: .386" (3/8")
pag. 19

500



Gauge: 18
Crown: .421" (1/2")
pag. 24

94

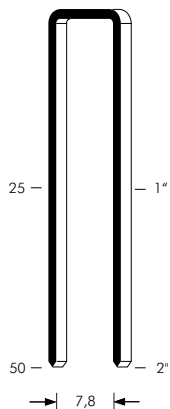


Gauge: 18
Crown: .528" (17/32")
pag. 25

**GRAFFE PESANTI
HEAVY WIRE STAPLES**

M1

1,30x1,45

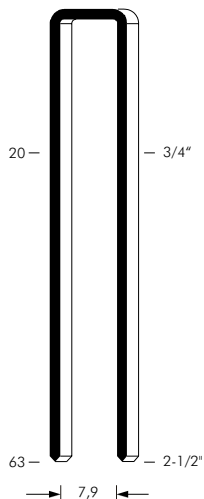


Gauge: 17
Crown: .410" (7/16")

pag. 26

M2

1,40x1,60

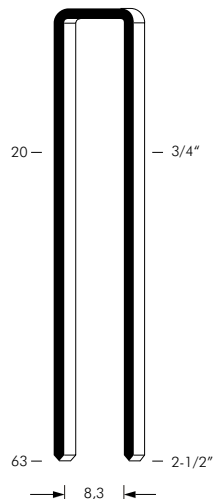


Gauge: 16
Crown: .421" (7/16")

pag. 27

700

1,40x1,60

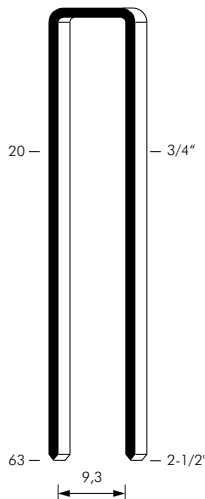


Gauge: 16
Crown: .437" (7/16")

pag. 28

S4

1,40x1,60

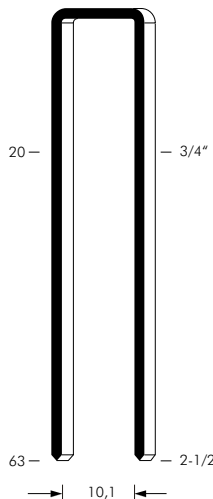


Gauge: 16
Crown: .476" (1/2")

pag. 29

1016

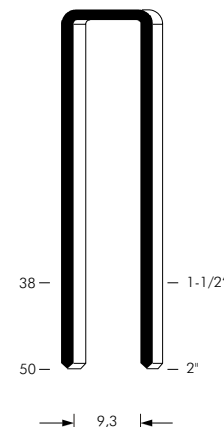
1,40x1,60



Gauge: 16
Crown: .508" (1/2")

M4

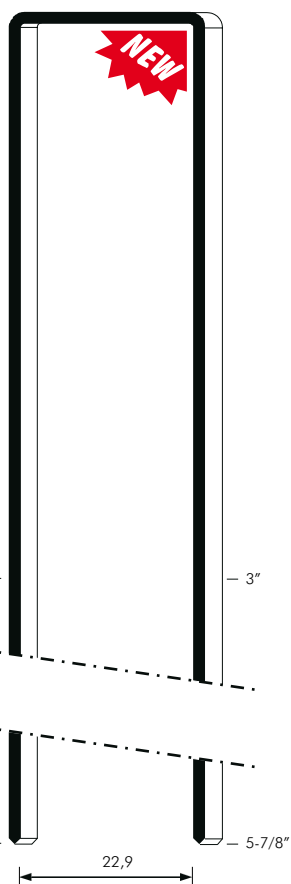
Ø 1,72



Gauge: 15,5
Crown: .502" (1/2")

S29

1,80 x 2,10



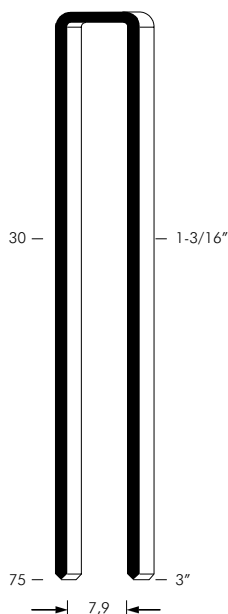
Gauge: 14
Crown: 1.043" (1")

pag. 32

Gauge: 14
Crown: 1.043" (1")

M3

1,60x1,90

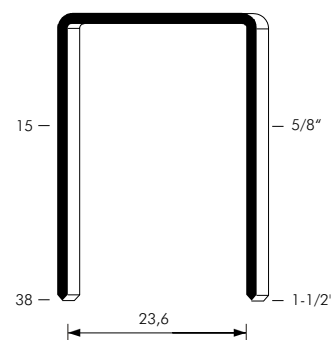


Gauge: 15
Crown: .437" (7/16")

pag. 31

WP

1,40x1,60

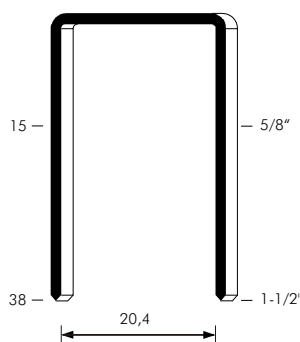


Gauge: 16
Crown: 1.038" (1")

pag. 30

WK

1,40x1,60

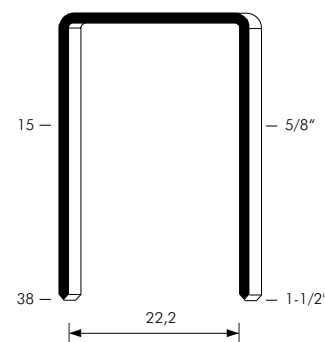


Gauge: 16
Crown: .913" (15/16")

pag. 30

WS

1,40x1,60



Gauge: 16
Crown: .982" (1")

pag. 30

**SPILLI
PINS**

Pins 6

∅ 0,64



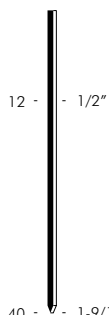
Gauge: 23

Wire dia: .025"

pag. 34

Pins 8

∅ 0,84



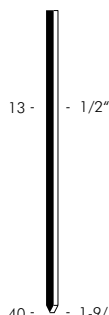
Gauge: 21

Wire dia: .033"

pag. 35

Pins I

1x1,25

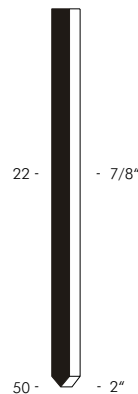


Gauge: 18

pag. 36

Pins AP

2,40x2,80



Gauge: 12

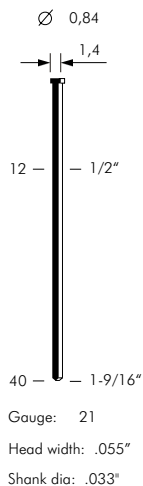
tabella comparativa cross reference table		pagina / page	ATRO	BEA	BOSTITCH	DUO-FAST	HAUBOLD	ISABERG RAPID	KIHLBERG	PASLODE	PREBENA	SENCO
spilli pins	Pins 6	34	MINI	S700	MINIPINS		ST06		506		AL	CZ
	Pins 8	35	MINI/S		MINIPINS 18	MP	ST08				BE	
	Pins I	36	I	S100	AZ5550	I	SKN10				GA-PINS	AZ
	Pins AP		AP		SPIN	AL						PCH
groppini brads	Brads B6	37										
	Brads M	38	MINI TIP	SK200		MB					JA	
	Brads 12	39	TIPIN	SK300	BT1300	B44	SKN12		512	F18	JM	AX(A Y)
	Brads 14	40	TIP	SK400	BT1200	HB/60	SKN16		516	F16	N	
	Brads 17	41				FN8	SKN20				ND	
	DB 16				FN16							
	DB 15	42			FN15							
DA	43		SKDA		DA						DA	

Brads B6



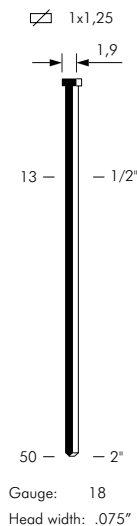
pag. 37

Brads M



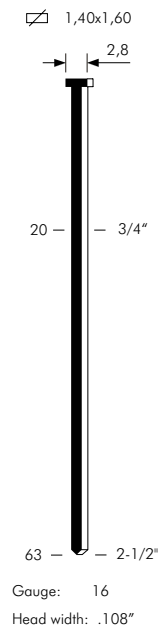
pag. 38

Brads 12



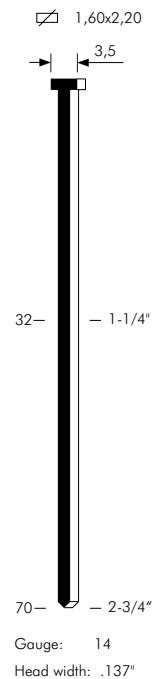
pag. 39

Brads 14



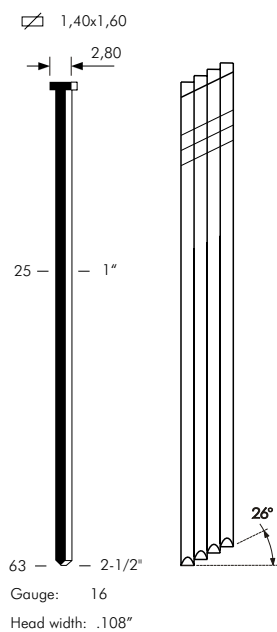
pag. 40

Brads 17

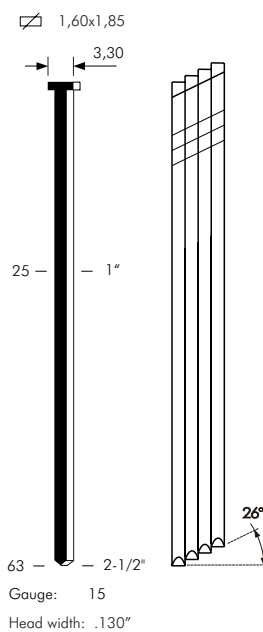


pag. 41

DB16

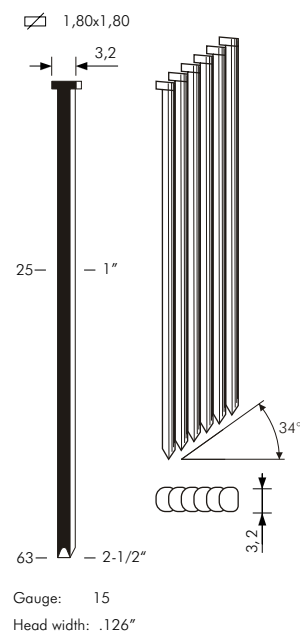


DB15



pag. 42

DA

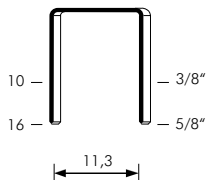


pag. 43

**GRAFFE PER IMBALLAGGIO
CARTON CLOSING STAPLES**

50

0,50x1,25



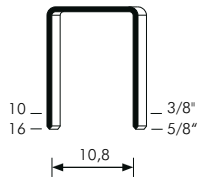
Gauge: 20
Crown: .484" (1/2")

pag. 46

pag. 16

65

0,65x1,25



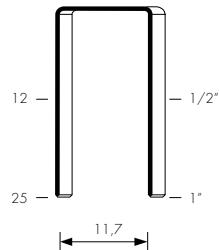
Gauge: 19
Crown: .480" (1/2")

pag. 46

pag. 17

110

0,65x1,60



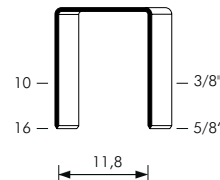
Gauge: 18
Crown: .512" (1/2")

pag. 47

pag. 18

BA

0,50x2,60

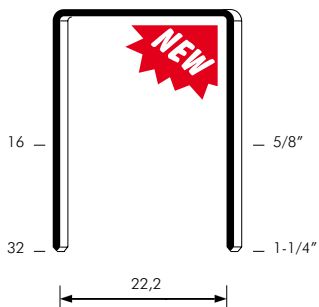


Gauge: 16,5
Crown: .504" (1/2")

pag. 47

590

0,85 x 1,80

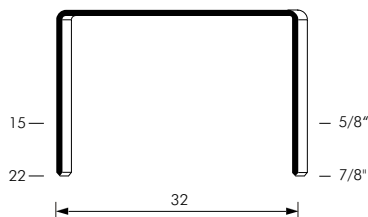


Gauge: 17
Crown: .982" (1")

pag. 48

32

0,80x1,90

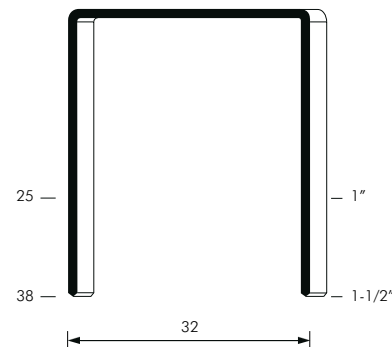


Gauge: 16,5
Crown: 1.260" (1-1/4")

pag. 49

32

1,35 x 2,30

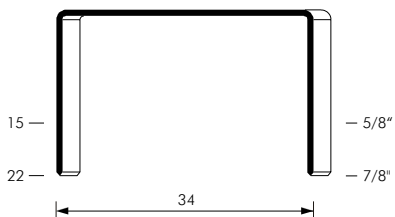


Gauge: 14
Crown: 1.260" (1-1/4")

pag. 49

34 L

0,80x2,25

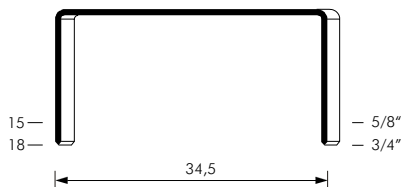


Gauge: 16
Crown: 1.338" (1-3/8")

pag. 50

34

0,80x1,90




Gauge: 16,5
Crown: 1.358" (1-3/8")

pag. 50

35

0,80x2,25



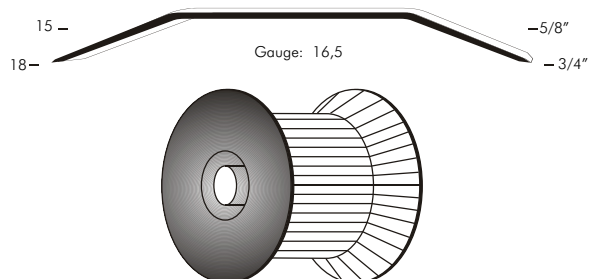
Gauge: 16
Crown: 1.378" (1-3/8")

pag. 51

**GRAFFE PER IMBALLAGGIO
CARTON CLOSING STAPLES**

ROLL C

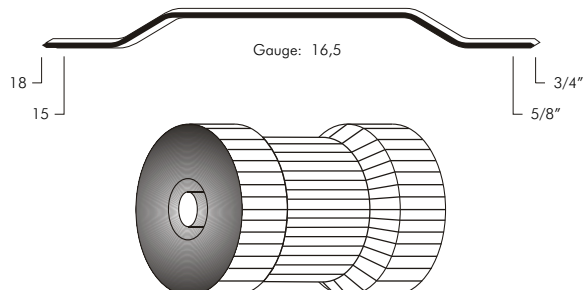
0,95x1,90



pag. 52

ROLL 34

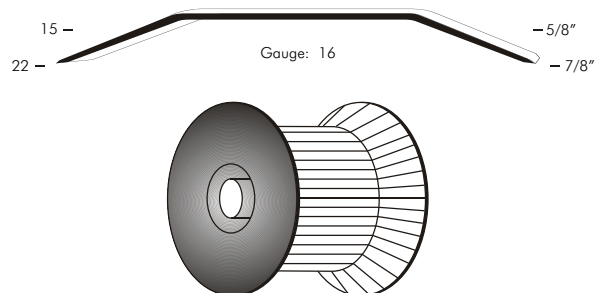
0,95x1,90



pag. 52

ROLL A

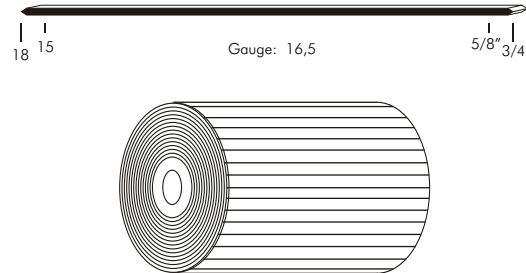
0,90x2,30



pag. 53

ROLL D

0,95x1,90



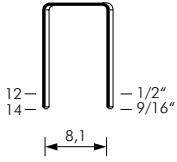
pag. 53

tabella comparativa cross reference table	OMER	pagina / page	ATRO	BEA	BOSTITCH	DUO-FAST	HAUBOLD	ISABERG RAPID	KIHLBERG	PASLODE	PREBENA	SENCO
graffe per imballaggio carton closing staples	50	46		95		50	900				D	
	65	46										
	110	18-47	110									
	BA	47			SB103020							
	590	48							590			
	32	49	C	32					561		R	
	34L	50			SW9040							
	34	50			SW7437							
	35	51	A	35					560		B	
	Roll C	52	CR									
	Roll 34	52			SWC7437							
	Roll A	53	AR									
Roll D	53			LOCK					555			

PUNTI SPECIALI E APPLICAZIONI MANUALI
SPECIAL FASTNERS AND MANUAL APPLICATIONS

77

0,45x0,60

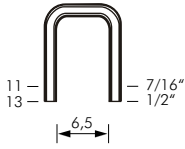


Gauge: 25
Crown: .354" (3/8")

pag. 56

713

Ø 2

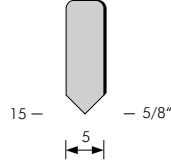


Gauge: 14
Crown: .393" (3/8")

pag. 60

53

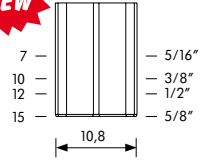
Spessore 0,38



Width: .196" (3/16")
Thickness: .015"

pag. 57

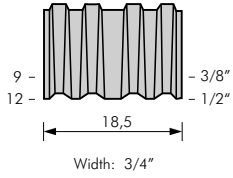
VN11



Crown: .425" (7/16")

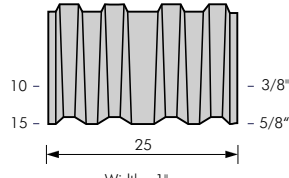
pag. 58

MINI CF



Width: 3/4"

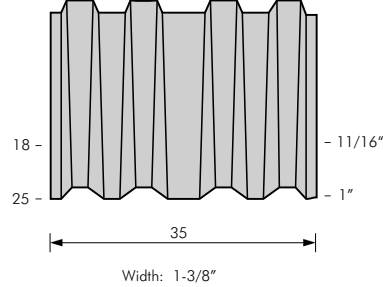
CF



Width: 1"

pag. 59

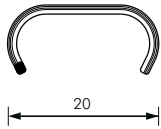
JUMBO CF



Width: 1-3/8"

SR8

1,20 x 1,75



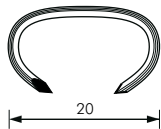
Gauge: 16

pag. 61

HR20

Ø 1,50

4,8 ÷ 6,8

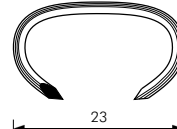


Gauge: 16

HR23

Ø 1,80

7,9 ÷ 10,7

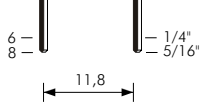


Gauge: 15

pag. 61

26

0,45x0,50

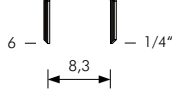


Gauge: 25 1/2
Crown: .503" (1/2")

pag. 88

SP19

Ø 0,5

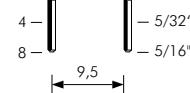


Gauge: 25
Crown: .366" (3/8")

pag. 88

113

0,50x0,70

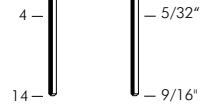


Gauge: 23
Crown: .413" (13/32")

pag. 89

153

0,50x0,75

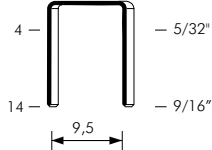


Gauge: 23
Crown: .445" (7/16")

pag. 89

T50

0,50x1,25

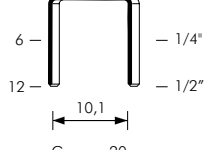


Gauge: 20
Crown: .409" (1/2")

pag. 90 pag. 17

73

0,50x1,25

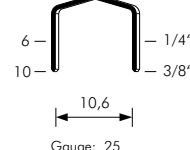


Gauge: 20
Crown: .437" (1/2")

pag. 90

B8

0,40x0,50

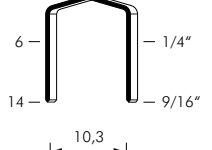


Gauge: 25
Crown: .448" (7/16")

pag. 91

B10

0,50x1,25



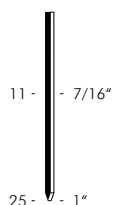
Gauge: 20
Crown: .445" (7/16")

pag. 91

**PUNTI IN PLASTICA
POLYMER FASTNERS**

Pins IP

☒ 1,15x1,15

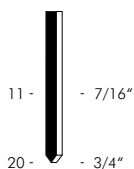


Gauge: 18

pag. 84

Pins 14P

☒ 1,40x1,50

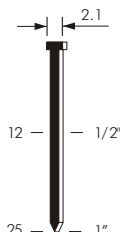


Gauge: 16

pag. 84

Brads 12P

☒ 1,15x1,15

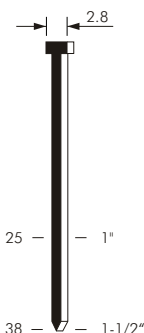


Gauge: 18
Head width: .082"

pag. 85

Brads 14P

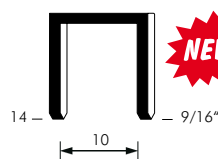
☒ 1,40x1,60



Gauge: 16
Head width: .110"

82P BM

☒ 1,40x1,40

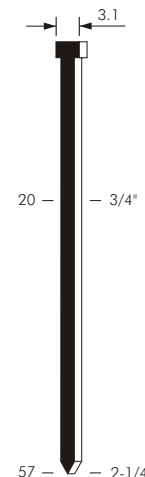


Gauge: 16
Crown: .504" (1/2")

pag. 83

Brads 17P

☒ 1,80x1,80

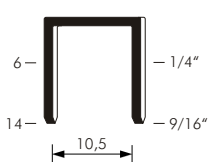


Gauge: 15
Head width: .122"

pag. 86

81P

☒ 1,10x1,25

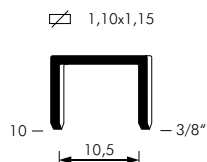


Gauge: 19
Crown: .500" (1/2")

pag. 82

81P BM

(For tyre retreading)
☒ 1,10x1,15

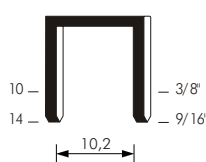


Gauge: 19
Crown: .500" (1/2")

pag. 82

82P

☒ 1,40x1,85

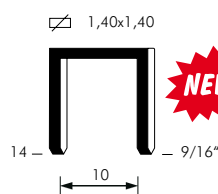


Gauge: 16
Crown: .512" (1/2")

pag. 83

82P BM

(For tyre retreading)
☒ 1,40x1,40



Gauge: 16
Crown: .504" (1/2")

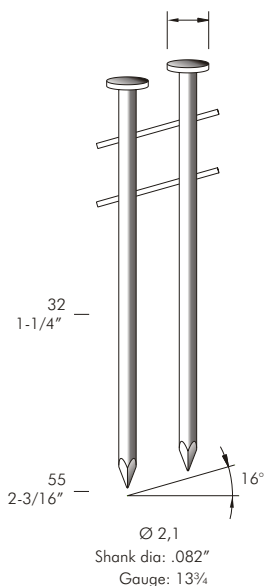
pag. 83

tabella comparativa cross reference table	OMER®	pagina / page	ATRO	BEA	BOSTITCH	DUO-FAST	HAUBOLD	ISABERG RAPID	KIHLBERG	PASLODE	PREBENA	SENCO
punti speciali hog-rings special fasteners hog-rings	77	56	55	50							VB	
	713	60										
	53	57										
	VN11	58										
	MINI CF			WM								
	CF	59	CF	W		CF	WN				WN	CF
	JUMBO CF			MAXI W			JAMBO WN					
	SR8	61			Ring 616							
	HR20		HR20 TAPE		Ring 16							
HR23	61	HR23 TAPE		Ring 15								
punti applicazioni manuali manual application fasteners	26	88						26				
	SP19	88			SP19							
	113	89						13			VZ	
	153	89						53			VX	
	T50	17 - 90						11			PF	H
	73	90						73			PB	
	B8	91			STCR2115						FA	
B10	91			STCR5019				694		FB		

**CHIODI ROTOLO
COIL NAILS**

CNW 203

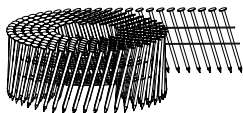
Ø 5,4
Head dia: .212"



Ø 2,1
Shank dia: .082"
Gauge: 13¾

pag. 67

Avvolgimento piatto
Flat winding

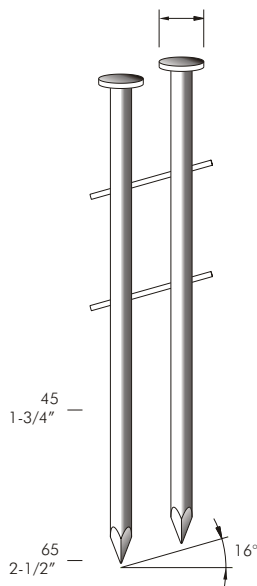


A richiesta
On request



CNW 23

Ø 5,4 ÷ Ø 5,9
Head dia: .212" ÷ .232"

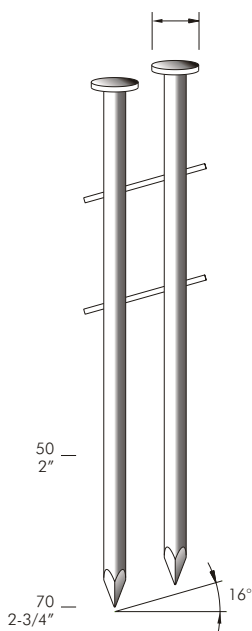


Ø 2,3
Shank dia: .092"
Gauge: 13

pag. 68

CNW 25

Ø 6,2
Head dia: .244"

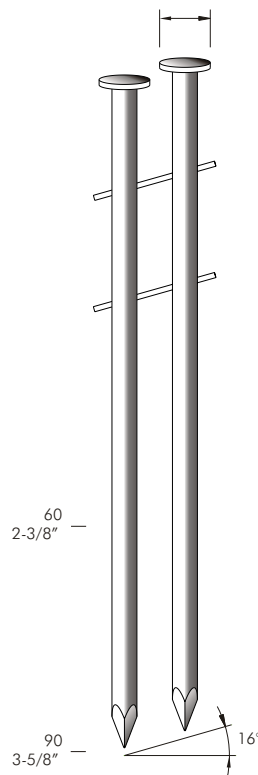


Ø 2,5
Shank dia: .099"
Gauge: 12½

pag. 69

CNW 28

Ø 6,7
Head dia: .264"

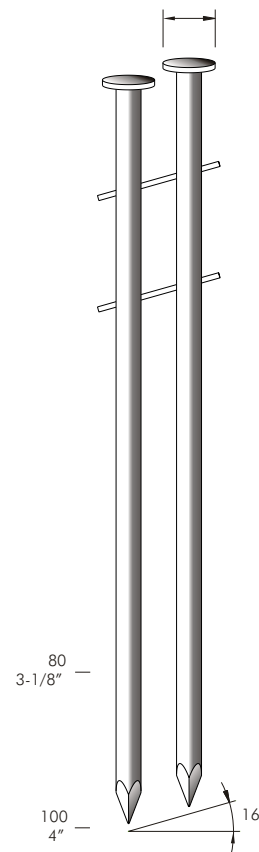


Ø 2,8
Shank dia: .110"
Gauge: 11½

pag. 70-71

CNW 31

Ø 6,9
Head dia: .272"



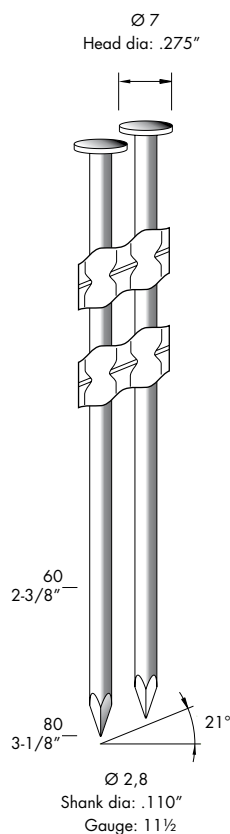
Ø 3,1
Shank dia: .120"
Gauge: 11

pag. 72-73

tabella comparativa cross reference table		pagina / page	ATRO	BEA	BOSTITCH	DUO-FAST	HAUBOLD	ISABERG RAPID	KIHLBERG	PASLODE	PREBENA	SENCO
chiodi rotolo coil nails	CNW 21	66	COIL 21	BDC							CNW	SCN
	CNW 203	67			N 55							
	CNW 23	68			FAC		RNCW				CNW	SCN
	CNW 25	69	COIL 26	BDC	FAC		RNCW				CNW	SCN
	CNW 28	70-71	COIL 29	BDC	FAC		RNCW				CNW	SCN
	CNW 31	72-73	COIL 31	BDC	FAC		RNCW				CNW	SCN
chiodi stecca PVC strip PVC Nails	SNP-28	74	RN29	R20-29		RN28	RB29			SN28	RK28	RHN28
	SNP-31	75	RN31	R20-31		RN31	RB31			SN31	RK31	RHN31
	SNP-34	76	RN34	R20-34		RN34	RB34			SN34	RK34	RHN34
	SNP-38	77	RN38	R20-38		RN38	RB38					
	SNP-42	78	RN42	R20-42		RN42	RB42					
SNP-46	79	RN46	R20-46		RN46	RB46						

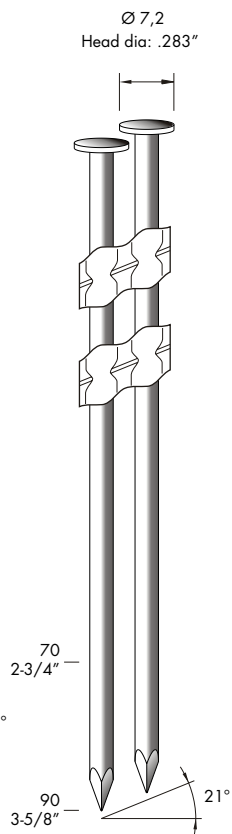
CHIODI STECCA PVC - CHIODI ROTOLO
STRIP PVC COLLATED NAILS - COIL NAILS

SNP-28



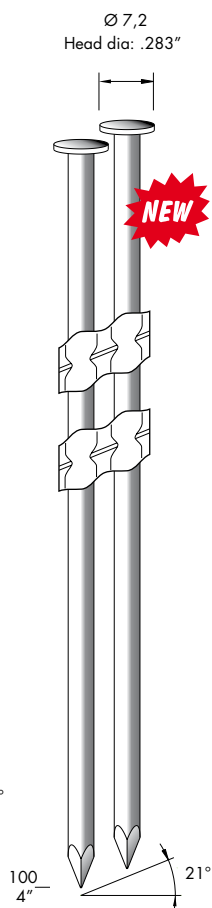
pag. 74

SNP-31



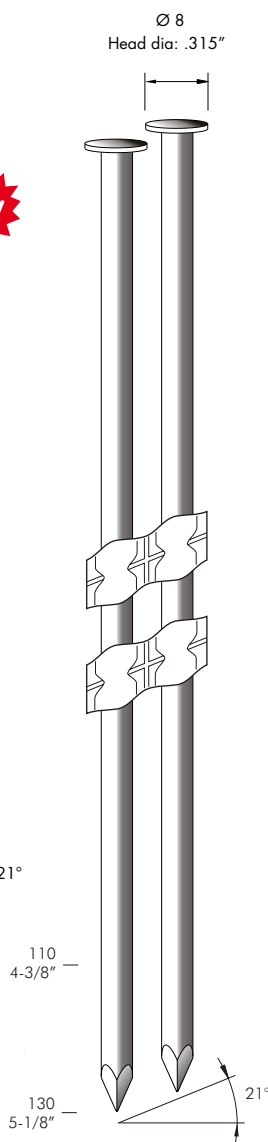
pag. 75

SNP-34



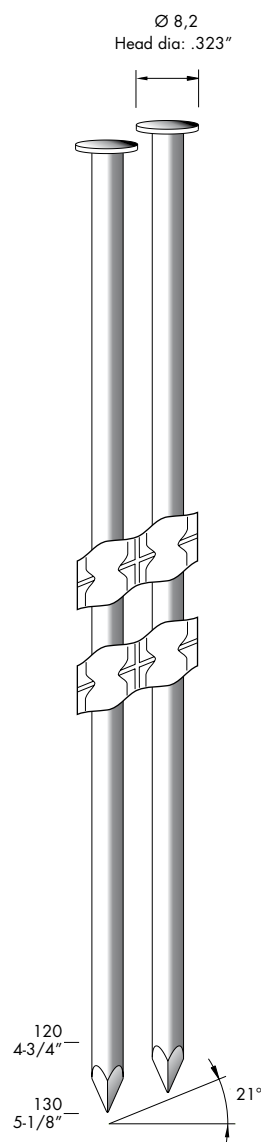
pag. 76

SNP-38



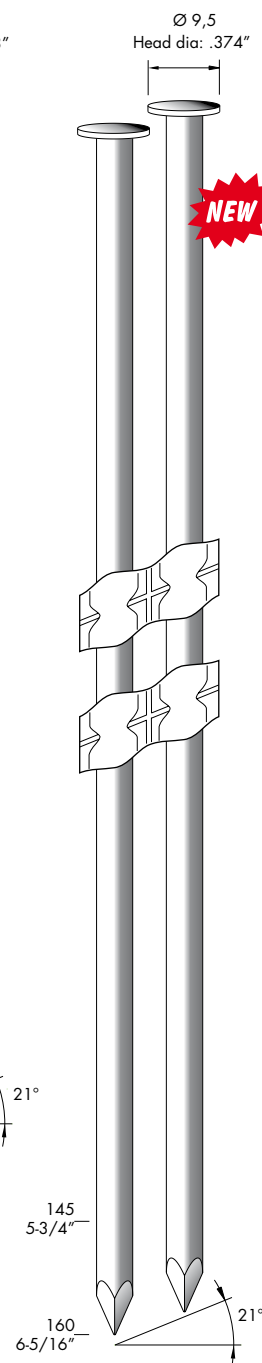
pag. 77

SNP-42



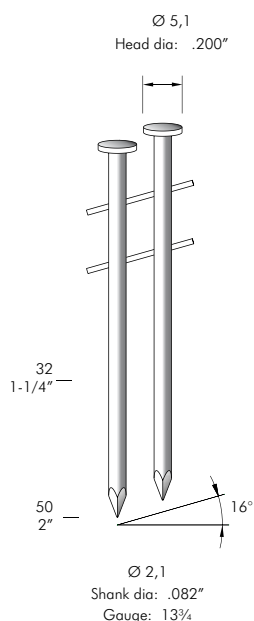
pag. 78

SNP-46



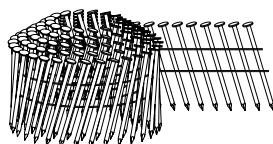
pag. 79

CNW 21



pag. 66

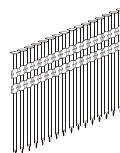
Avvolgimento conico
Conical winding



A richiesta
On request



Stecca PVC
Strip PVC collated

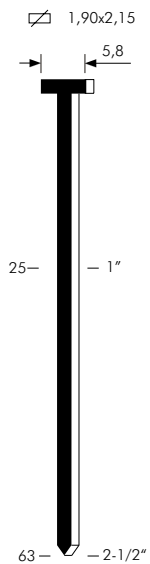


A richiesta
On request



**CHIODI
FINISH NAILS**

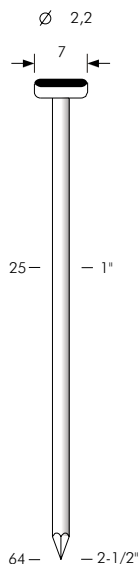
FN21



Gauge: 13
Head width: .275"

pag. 64

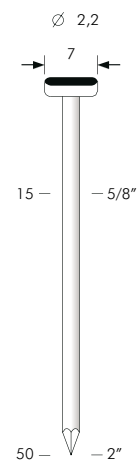
TN22



Gauge: 13
Shank dia: .086"
Head width: .275"

pag. 64

TN22 Beton



Gauge: 13
Shank dia: .086"
Head width: .275"

pag. 65

tabella comparativa cross reference table		pagina / page	ATRO	BEA	BOSTITCH	DUO-FAST	HAUBOLD	ISABERG RAPID	KIHLBERG	PASLODE	PREBENA	SENCO
chiodi finish nails	TN22 Beton	65										
	FN21	64	FN				TN22					
	TN22	64	TN22	T		TN	TN22				T	T







TABELLA COMPARATIVA / CROSS REFERENCE GUIDE



GRAFFE / STAPLES

	PAGINA / PAGE	ATRO	BEA	BOSTITCH	DUO-FAST	HAUBOLD	ISABERG RAPID	KIHLBERG	PASLODE	PREBENA	SENCO
3G	4-56	7	71		7	7100		670		V	C
SJK	6	SJK		SJ3020						TK	
68	5			SP3020		1400				VF	
64	7	6(63)	72	SB3023	30	1800				AB	
62	8			SB3020						PM	B
99	9	99								ED	
4097	10-11-57		97	SX4023						O	W
40	10-11	93			40	4000		690		TB	
98	12	98	98	98						HB	
80	14-15	8(80)	80-380	86/AZ33	80	800		680		A	AT
84	13	84		SBNK	84					AD	
50	16-46		95		50	900				D	
T50	17-90						11			PF	H
88	18	88									
65	17				65	9000		779			
110	18	110									
90	20-21	90	90/190		18	6000		781		E	L
92	22-23	92	92/192	SL5035				664		H	
SG44	19				W18			782		G	M
500	24					500				GB	
94	25	94	94							AW	
M1	26		14							LM	
M2	27	100	155	S5				783		L	N
700	28				76	KG700			GS16	Z	
S4	29	16NC		BCS4						S	
1016									GS16		
M4				BCS5S4							
M3	31	18NC	180			HD7900				Q	Q
WK	30					BK3200			GSW16	WT	
WS	30	16WC		BCS2				654		WC	
WP	30				17			784		WS	P
S29	32					BS29000					

Espositore Tool Display





A name you can count on

OMER S.p.A. - Via Foresto, 42
31058 Susegana - TV - ITALY
Tel. +39 0438 455318 r.a.
Fax +39 0438 455402 / 455530
e-mail: omer@omer.it

www.omer.it